




#PANTHER FOOTBALL


2013 PRAIRIE VIEW A&M FOOTBALL GAME WEEK





 Saturday, Aug. 31 • 7 p.m. W, 37-13
@ TEXAS SOUTHERN
BBVA Stadium, Houston, Texas



 Saturday, Sept. 7 • 6 p.m. L, 28-3
@ TEXAS STATE
Bobcat Stadium, San Marcos, Texas



 Saturday, Sept. 14 • 6 p.m. L, 62-59 (OT)
@ SOUTHERN
A.W. Mumford, Baton Rouge, La.



 Saturday, Sept. 21 • 6 p.m. W, 28-26
@ ALABAMA A&M
Blackshear Field, Prairie View, Texas


 Saturday, Sept. 28 • 6 p.m. W, 56-48
@ STEPHEN F. AUSTIN
Homer Bryce Stadium, Nacogdoches, TX



 Saturday, Oct. 5 • 4:30 p.m. W, 31-3
vs. GRAMBLING
The Cotton Bowl, Dallas, Texas



 Saturday, Oct. 12 • 1 p.m. L, 48-42 (OT)
@ ALABAMA STATE
New Hornet Stadium, Montgomery, Ala.


 Saturday, Oct. 19 • 2 p.m. W, 51-14
vs. MISSISSIPPI VALLEY
Blackshear Field, Prairie View, Texas





 Saturday, Oct. 26 • 4 p.m.
JACKSON STATE
Independence Stadium, Shreveport, La.


 Thursday, Nov. 7 • 6:30 p.m.
@ ALCORN STATE
Spinks-Casem Stadium, Alcorn State, Miss.


 Saturday, Nov. 16 • 1 p.m.
vs. ABILENE CHRISTIAN
Blackshear Field, Prairie View, Texas


 Saturday, Nov. 23 • 1 p.m.
vs. ARKANSAS-PB
Blackshear Field, Prairie View, Texas

FOLLOW THE PANTHERS ON...


 Twitter
 PVPantherAthletics
 
 Instagram
 PVPantherAthletics
 
 Facebook
 Prairie View A&M Athletics

BLACK COLLEGE NATIONAL CHAMPIONS • 1953 • '54 • '58 • '63 • '64
SWAC CHAMPIONS • 1931 • '33 • '51 • '52 • '53 • '54 • '58 • '60 • '63 • '64 • '09

PRAIRIE VIEW A&M QUICK HITS

MEDIA
RADIO: KPVM 91.3 FM
PxP: Leonard Moon
Press Box #: TBA
SID: Ryan McGinty (rjmcginty@pvamu.edu)
INTERNET/TV
VIDEO: Panthervision
TV: n/a
KPVM Audio: www.pvamu.edu/kpvm

SERIES HISTORY
All-Time: JSU leads 37-14-2
Last PVAMU Win: 30-27, 2007
Last JSU Win: 34-13, 2012
Current Win Streak: JSU, 3
Biggest Margin of Victory (PV): 61-0, 1953
Biggest Margin of Victory (JSU): 68-0, 1995
Longest Winning Streak (JSU): 28, 1973-2004
Longest Winning Streak (PV): 3, 1953-55

THE COACHES

Heishma Northern (Southern '96)
PV Record: 13-17 (3rd year)
Overall: 13-17 (3rd year)
Northern vs. JSU: 0-2



Rick Comegy (Millersville '76)
JSU Record: 48-31 (8th year)
Overall: 162-84 (25th year)
Comegy vs. PV: 4-2

THE GAME

JACKSON STATE vs. PRAIRIE VIEW A&M

Saturday, Oct. 26 • 4:00 p.m.
Independence Stadium • Shreveport, La.

The Prairie View A&M Panthers prepare to square off against the SWAC East leading Jackson State Tigers in a potential Southwestern Athletic Conference Championship Game preview in the fourth annual Shreveport Classic on Saturday afternoon at 4 p.m. inside historic Independence Stadium. Both teams enter Saturday's game on the opposite end of the spectrum as the Panthers need to win out and receive help in order to claim the SWAC West crown while Jackson State controls its own destiny with an undefeated divisional record.

Prairie View A&M is coming off an impressive 51-14 homecoming win over Mississippi Valley State last weekend while Jackson State saw its homecoming game turn into a bye weekend due to a forfeit by Grambling State. Jackson State has had Prairie View A&M's number for quite some time as the Panthers have not defeated the Tigers since 2007. PV also claimed a win over JSU in 2005 but prior to that, JSU claimed a 28-game winning streak from 1973 to 2004. Saturday's game also marks the second time JSU has played in the Shreveport Classic as the Tigers claimed a 44-14 win in 2011.

The high-powered Panthers are clicking offensively at this point as they're led by junior quarterback **Jerry Lovelocke** (2,203 yards passing, 15 TDs), running back **Courtney Brown** (87.1 ypg, 7 TD), running back **Johnta' Hebert** (55.1 ypg, 4 TD) and wide receiver **Deandre Cooper** (59 receptions, 650 yards). Defensively, linebackers **Raheem Cardwell**, **Chuck Obi** and **Jerome Howard** lead the way with 79, 59 and 54 tackles, respectively.

2013 PANTHER FOOTBALL

OFFICE OF SPORTS INFORMATION
<p>Ryan McGinty - SID* E-mail: rjmcginty@pvamu.edu</p> <p>Chris Elliott - Assistant SID E-mail: cjelliott@pvamu.edu</p> <p><i>*denotes main football contact</i></p> <p>Office Phone: (936) 261-9140/9106 Office FAX: (936) 261-9159</p>
MAILING ADDRESS
<p>Prairie View A&M University Department of Athletics PO Box 519 Mail Stop 1500 Prairie View, Texas 77446</p>
INTERNET ACCESS
<p>For the latest in the Prairie View A&M University Department of Athletics, please view www.PVPanthers.com. The site features up-to-date team news, statistics, rosters, depth charts in addition to links of interest.</p>
SWAC TELECONFERENCE
<p>This call is available to media each Monday. To receive information on how to call-in, contact the SWAC Office at 205-251-7573 or e-mail z.lewis@swac.org.</p> <p>The schedule is as follows:</p> <p>10:00 -- SWAC News 10:05 -- Anthony Jones, AAMU 10:15 -- Reggie Barlow, Alabama St. 10:25 -- Jay Hopson, Alcorn State 10:35 -- Monte Coleman, Arkansas-PB 10:45 -- Doug Williams, GSU 10:55 -- Rick Comegy, Jackson State 11:05 -- Karl Morgan, MVSU 11:15 -- Heishma Northern, PVAMU 11:25 -- Dawson Odums, Southern 11:35 -- Darrell Asberry, TSU 11:45 -- Commissioner's Corner 12:00 -- SIGN-OFF</p>

PANTHER GAME WEEK AVAILABILITY				
<u>Monday</u> Heishma Northern on SWAC Conference Call (11:15 a.m.)	<u>Tuesday</u> Players and coaches available for post-practice interviews. (4:00 p.m.)	<u>Wednesday</u> Players and coaches available for post-practice interviews. (4:00 p.m.)	<u>Thursday</u> Call SID Office on Wednesday to arrange	<u>Friday</u> Depends on team travel plans

ABOUT THE JACKSON STATE TIGERS

Jackson State was a play away from winning the 2012 SWAC Championship until Arkansas-Pine Bluff rallied late to snatch away the victory. In 2013, JSU looks to be on a return path back to the title game as the Tigers are leading the SWAC East with an undefeated mark.

JSU opened the year with loss to Tulane and lost starting quarterback **LaMontiez Ivy** to a season-ending injury. Last year's starter **Clayton Moore** stepped right in and kept the ship floating as he ranks in the top 10 amongst SWAC players in rushing and passing. Running back **Tommy Gooden** is also a help on offense as he's the sixth-best rusher in the SWAC with 80.6 yards per game.

Defensively, cornerback **Qua Cox** is the 2013 SWAC Preseason Defensive Player of the Year and will be charged with stopping PV's aerial attack. Even though Cox hasn't put up the stats he produced last season, the Tuskegee, Ala. native is still dangerous when thrown to with two pass break-ups. Linebacker **Ariane McCree** is JSU's top tackler with 55 stops.

LAST TIME THEY MET

Jackson State 34, Prairie View A&M 13
Sept. 29, 2012 • Mississippi Veterans Memorial • Jackson, Miss.

Willie Bell recovered a Prairie View A&M fumble in the end zone with 27 seconds left in the third quarter to break a tie and spark Jackson State to a 34-13 Southwestern Athletic Conference victory Saturday night.

The Tigers (2-3, 2-2) tacked on two fourth-quarter touchdowns and haven't lost at home to the Panthers (0-5, 0-3) since 1970. Bell's recovery of a fumble by punter **Travis Jatzlau** came after the Tigers had backed the Panthers into a fourth-and-14 from their 8-yard line.

After Prairie View led 10-0 at halftime, Jackson State

2013 PANTHER FOOTBALL

PRAIRIE VIEW A&M

Location:.....Prairie View, Texas
 Founded:.....1876
 Enrollment:.....8,900
 Affiliation:.....NCAA I
 Conference:.....SWAC
 Nickname:.....Panthers
 School Colors:.....Purple and Gold
 Stadium:.....Blackshear (6,000)
 Surface:.....Natural Grass
 President:.....Dr. George C. Wright
 Ath. Director:.....Ashley Robinson
 SWA:.....Alicia Pete

HISTORY

First Year of Football:.....1907
 Black College Titles:.....5
 SWAC Titles:.....11
 Post-Season Record:.....1-1

COACHING STAFF

Heishma Northern	3rd season Head Coach
Prince Pearson	10th season Assistant HC / Offensive Line
Charles McMillian	1st season Defensive Coordinator
Mark Orlando	3rd season Offensive Coordinator/Quarterbacks
Miles Brandon	9th season Defensive Line
Raasaan Haralson	4th season Outside Linebackers
Brian Morgan	3rd season Inside Linebackers/Special Teams
Bubba McDowell	3rd season Defensive Backs
Harry Williams	3rd season Wide Receivers
Clyde Edwards	1st season Running Backs
K.J. Black	1st season Graduate Assistant
Cody Haralson	2nd season Defensive Student Assistant
Anthony Nunley	1st season Defensive Student Assistant

THE SWAC

Zena Lewis • Media Relations
 www.SWAC.org • (205) 251-7573

battled back in the third quarter with a strong running game led by **Tommy Gooden**, who finished with 135 yards on 18 carries.

THE LAST TIME

Jackson State has had Prairie View A&M's number for quite some time as the Panthers have not defeated the Tigers since 2007.

PV also claimed a win over JSU in 2005 but prior to that, JSU claimed a 28-game winning streak from 1973 to 2004. Saturday's game also marks the second time JSU has played in the Shreveport Classic as the Tigers claimed a 44-14 win in 2011.

Since the SWAC went to divisional play and instituted seven-game mandates on several occasions since 1999, both teams have only met nine times since 1999.

REUNION TIME

Jackson State's **Rick Comegy** will see a familiar face on the Prairie View A&M sideline in wide receivers coach **Harry Williams**.

Williams played under Comegy at Tuskegee for four seasons and was a standout wide receiver and kick returner. He was drafted by the New York Jets in the seventh round of the 2005 NFL Draft.

BEEN HERE BEFORE

This isn't Prairie View's first rodeo in the city of Shreveport as the Panthers prepare for their fourth straight contest in the city and second meeting against the Tigers in the Port City.

In 2011, PV played Jackson State in the second annual Shreveport Classic and fell 44-14 to the Tigers.

HISTORY REPEATED

Head coach **Heishma Northern's** five wins have tied a career-high for wins in a single season and is two more than last year's three-win total.

The Panthers haven't had a winning season since 2010 and are shooting to eclipse that mark. The Panthers suffered losing seasons in 2011 and 2012 which marked their first losing seasons since 2005 and 2006.

THE COACHES

	Northern.....	Comegy
13	Wins	162
17	Losses	84
—	BCF Titles	1
—	League Titles	5

2013 PANTHER FOOTBALL

NEW CHANGES

For the first time since the 2005 campaign, all eyes will be on the defensive side of the ball as the team unveiled a revamped scheme under new defensive coordinator **Charles McMillian**.

After finishing ninth in total defense last fall, head coach **Heishma Northern** made several personnel changes on the defensive side of the ball during the offseason which began with McMillian's hire. In addition to adding McMillian, Northern also reshuffled the defensive staff and moved running backs coach **Brian Morgan** to inside linebackers while cornerbacks coach **Raasaan Haralson** moves to outside linebackers.

A former defensive coordinator at Prairie View A&M and Grambling State in addition to coaching on the offensive side of the ball while beginning his coaching career, Northern said the changes remind him of a similar staff change early in his career at Grambling State which began a run of three SWAC Titles.

'RUN, RUN, RUN

The Panthers rank fourth amongst SWAC teams in rushing with an average of 184.4 yards per outing and a league-high 20 rushing touchdowns.

Six weeks ago, the Panthers had a monster rushing performance against Southern as they rushed for 420 yards on 63 carries. Junior **Courtney Brown** rushed for a career-high 224 yards on 32 carries followed by a career-high 154 yards on 22 carries from sophomore **Johnta' Hebert**. Four weeks ago at Stephen F. Austin, the Panthers torched the Lumberjacks for 280 yards on the ground.

At this point in the season, Brown's 224-yard outing ranks as the 14th-best performance in the FCS ranks this season. Brown amassed 322 all-purpose yards while Hebert finished with 313. Both performances rank fourth and fifth, respectively in the FCS this year.

OFFENSIVE EXPLOSION

Prairie View A&M has been on a tear offensively as they feature the SWAC's top-ranked offense (9th, NCAA) with 494.8 yards per game and the top scoring offense in the SWAC with 38.4 yards per game. The team has 500-plus yard performances versus Mississippi Valley State, Alabama State and Stephen F. Austin in addition to a school record 772-yard performance against Southern on Sept. 14.

DO A LITTLE OF ALL

Junior running back **Courtney Brown** and sophomore running back **Johnta' Hebert** are dual threats for the Panthers as Hebert, the school record holder for most kickoff return yardage (926 yards), leads the SWAC with 143.1 all-purpose yards followed by Brown's 136 all-purpose yards.

AGGRESSIVENESS

Under new defensive coordinator **Charles McMillian**, the Panthers have become more aggressive in attacking the quarterback as they've already matched last season's sack total of 13 seven games into the 2013 season. Junior linebacker **Jerome Howard** leads the way with three sacks.

In tackles for loss, the Panthers rank 22nd nationally with 57 tackles for loss as Howards leads the way with 12.5.

2013 PANTHER FOOTBALL

PVAMU RECORD

WHEN:

Overall Record	5-3
Day Games	2-1
Night Games	3-2
TV Games	0-0
ESPN3	0-1
ESPNU	0-0
COX Sports TV	0-1
Scoring First	3-2
Opponent Scoring First	2-1
Leading at the Half	3-1
Trailing at the Half	1-1
Tied at the Half	0-1
Leading after Third Qt.	5-1
Trailing after Third Qt.	0-2
Tied after Third Qt.	0-0
Overtime Games	0-1
Scoring less than 20 pts	0-1
Scoring 20+ points	5-2
Scoring 30+ Points	4-2
Allowing less than 20 points	3-0
Allowing 20+ points	2-3
Allowing 30+ points	1-2
Rushing for less than 100 yds	1-1
Rushing for over 100 yds	4-2
Rushing for 200+ yds	3-1
Passing for less than 200 yds	1-1
Passing for 200+ yds	4-2
Passing for 300+ yds	3-2
300+ yds of total offense	5-2
400+ yds of total offense	3-2
Allowing less than 100 yds rush	1-0
Allowing less than 300 yds off.	2-0
Allowing 300+ yds total offense	2-3
Having a 100-yd rusher	1-1
Opp. has a 100-yd rusher	2-2
No turnovers	0-0
Less than 3 turnovers	5-3
More than 30:00 of possession	3-2
Less than 30:00 of possession	2-1
Wearing White Jerseys	1-2
Wearing Black Jerseys	3-0
Wearing Grey Jerseys	0-1
Wearing Camouflage Jerseys	1-0
Wearing Purple Jerseys	0-0

SPREADING THE WEALTH

Playing wide receiver in offensive coordinator **Mark Orlando's** offense has to be exciting as a total of 16 players caught a pass last fall.

The Panthers will either match or exceed that total this fall as 14 players have caught passes up to this point. Senior **Deandre Cooper** leads the way with 56 receptions for 650 yards while junior **Courtney Brown** follows with 35 passes caught for 375 yards.

TWICE IS NICE

For the past two years, head coach **Heishma Northern** preferred to settle on one quarterback but for whatever reason, he received the same amount of production from a pair of junior signal callers in **De'Auntre Smiley** and **Jerry Lovelocke**. As a result, Northern has learned to embrace his quarterback depth.

Last season, the duo combined to throw for 2,462 yards and 16 touchdowns as both saw plenty of action. On the ground, Smiley was also a threat as he rushed for 367 yards and three scores followed by two rushing touchdowns from Lovelocke. Both players have intangibles you can't teach which complement the team well.

However, Lovelocke, the SWAC leader in completions per game (26.3) and completion percentage (66.8%), has taken charge of the starting position and thrown for a career-best 2,203 yards and 15 touchdowns while also rushing for six touchdowns.

Smiley has played in relief and rushed for four touchdowns while passing for 284 yards.

QUARTET EARNS SWAC HONORS

Jerry Lovelocke was the latest Panther to earn SWAC Player of the Week honors this season as the Baltimore, Md. native was named the league's co-offensive player of the week on Oct. 14.

At Alabama State on Oct. 12, Lovelocke passed for a career-high 533 yards and four touchdowns in the team's overtime loss.

He was also named SWAC Player of the Week on Sept. 30 as he was responsible for seven touchdowns after passing for 380 yards on 32-of-47 attempts in Prairie View A&M's 56-48 win over Stephen F. Austin. He threw four touchdowns and rushed for three to capture the Panthers first win against SFA and the league's first victory against a non-HBCU Division I FCS team since 2009. He accounted for 65 percent of PVAMU's 582 total offensive yards.

Punter **Travis Jatzlau** earned SWAC Player of the Week honors on Sept. 22 as the Jersey Village, Texas native was named the league's specialist of the week.

Against Alabama A&M on Sept. 21, Jatzlau averaged 43.6 yards per punt with a long of 53 in Prairie View A&M's 28-26 comeback victory over Alabama A&M. He placed three punts inside the 20-yard line

2013 PANTHER FOOTBALL

including a 41-yarder to the AAMU 11 with less than a minute left in the game.

Junior running back **Courtney Brown** and redshirt freshman linebacker **Jamespaul Bryant** were selected as the SWAC's Offensive and Newcomer of the Week, respectively after Prairie View A&M's 37-13 Labor Day Classic win over Texas Southern on Aug. 31.

A native of Lake Charles, La., Brown got off to a strong start as he rushed for 98 yards on 14 attempts with two touchdowns. He also caught five passes for a total of 85 yards. Brown is off to another solid start in 2013 after leading the Panthers with nine rushing touchdowns last fall.

In his first-ever collegiate game nearly minutes from where he attended high school, Bryant logged eight tackles and had a tackle for loss, one sack, quarterback hurry and a fumble recovery.

BROWN EARNS NATIONAL HONOR

Junior running back **Courtney Brown** was named as the Running Back Performer of the Week by *College Football Performance.com*. Brown rushed for a career-high 224 yards on 32 carries at Southern on Sept. 14. Brown, a native of Lake Charles, La., ranks first in the SWAC with 163 all-purpose yards per game and second in rushing with 109.4 yards per contest on the ground.

ROAD WARRIORS NO MORE

The Panthers have lived out of their suitcases the past two seasons with a combined five games on the Prairie View A&M campus. This year, the trend is reversed with four on-campus games at Blackshear Field and eight games inside the state of Texas.

However, it'll take some time to enjoy home as the team only plays at Blackshear twice in the first two months before a two-game stint in November.

EQ MANAGER, NOW STARTER

When senior wide receiver **Deandre Cooper** hits the gridiron on Saturday, it'll mark a special time in his life as football was the last thing on his mind several years ago.

Cooper suffered a tragic neck injury during a practice session as a true freshman in 2008 and missed both the 2008 and 2009 seasons.

After spending the 2009 season as an equipment manager, Cooper received medical clearance in 2010 to return to the field and spent the season playing special teams. Cooper was moved to wide receiver in the spring of 2011 and has been a starter ever since.

He is having a career season with 50 receptions for 554 yards and two touchdowns.

NORTHERN IN OCTOBER

PVAMU head coach **Heishma Northern** loves playing in the month of October as he's 7-3 lifetime when playing in the month.

2013 PANTHER FOOTBALL

RECORD BREAKERS

Very few teams in the SWAC have as many record breakers on its coaching staff as Prairie View A&M.

Inside linebackers and special teams coach **Brian Morgan** name is etched in the SWAC and national record books as he's the all-time leading scorer amongst SWAC kickers and the career record holder with 50 field goals and single season field goal leader with 18. He also led Division I-AA following the 2001 campaign with 18 field goals and finished as the I-AA all-time leader with 197 extra points.

Running backs coach **Clyde Edwards** was one of the most productive wide receivers in Grambling State history as he holds the school record for career touchdown receptions, receiving yards and career receptions.

Graduate assistant **KJ Black** helped rewrite PV's recordbooks as Black led PV to its first SWAC Title since 1964 during the 2009 campaign. Black set the school's single season passing record in passes attempted and yardage along with and career marks in yardage and completion percentage.

ROAD TO THE NFL

Three Panthers were in NFL camps this summer in defensive ends turned linebackers **Quinton Spears**, **Adrian Hamilton** and **Jarvis Reed (Wilson)**.

Spears and Reed were recently released by the Indianapolis Colts and Green Bay Packers, respectively while Hamilton is with the Baltimore Ravens.

PV ASSISTANT COACH INTERNS AT NFL CAMP

Prairie View A&M wide receivers coach **Harry Williams** rubbed elbows with some of the top athletes and coaches in his profession as a training camp intern with the Houston Texans.

Williams, who begins his third year as the team's wide receivers coach, spent valuable time with the Texans and picked up a variety of techniques during his two-week internship.

The internship was extra special for Williams due to the fact that he spent a preseason with the team and made the active roster before suffering a career-ending injury at the close of training camp. An electrical engineering graduate, the Texans paid for Williams to complete his studies at Prairie View A&M.

UP NEXT

Prairie View A&M will finally have a week off as they're headed for a bye weekend.

RADIO

Fans can follow the Panthers' progress under third-year head coach **Heishma Northern** on KPVM 91.3 FM in Prairie View, Texas. The pregame show begins 30 minutes before kickoff and is available online at www.pvamu.edu/kpvu.

Leonard Moon begins his 10th year as the "Voice of the Panthers" and the Marshall, Texas native has established himself as one of the top play-by-play men in all of college athletics.

A veteran of calling the action for more than 20 years, Moon also handles men's and women's basketball broadcasts on the Prairie View A&M Panther Sports Radio Network. He has been at the microphone for several history-making events most notably Prairie View's 2009 SWAC Football Championship, four straight winning football seasons and the Prairie View A&M Lady Panthers' three-straight SWAC Championships, five NCAA and two NIT Tournament appearances.

2013 PANTHER FOOTBALL

THE HEISHMA NORTHERN SHOW

The Heishma Northern radio show has a new home and day as the show moves to KWWJ 1360 AM beginning at 11:15 a.m. on Tuesdays.

The show will take place every Tuesday during the 2013 season and will be hosted by Panther football play-by-play announcer **Leonard Moon**. All shows are scheduled for 11:15 a.m. Panther fans will have an opportunity to call into the show and dialogue with Coach Northern and Moon at (281) 837-2222.

Fans are also encouraged to submit questions via the official Prairie View A&M Athletic Department Facebook Page (Prairie View A&M Panther Athletics) or Twitter site (PV Panther Athletics). The show will also be available via the Internet at www.kwwj.org.

PANTHERVISION

Prairie View A&M will begin its third year of streaming selected athletic events via its website at www.PVPANTHERS.com. The video is available for a nominal fee through the PV website and fans have the option to purchase individual, season or yearly packages.

SWAC MOVES CHAMPIONSHIPS TO HOUSTON

The Panthers will have an extra incentive to win the SWAC West as the Toyota SWAC Championship Game moves to Houston for the first time ever on Saturday, Dec. 7. The championship will take place at Reliant Stadium at 1 p.m.

The championship represents only a third of what's to come as the 2014 basketball and 2013 soccer championships will also take place in Houston.

BET YOU DIDN'T KNOW

- Prairie View A&M University is the second-oldest public institution of higher education in Texas, second only to Texas A&M University.
- Prairie View A&M University has produced more African-American three-star generals than any other higher education institution in the country.
- Prairie View A&M University is the only charter member remaining in the Southwestern Athletic Conference.
- Prairie View A&M has had its name changed seven times.

2013 PANTHER FOOTBALL

THIS WEEK IN THE SWAC

	Conference			Overall		
SWAC EAST						
Jackson State	6	0	1.000	6	2	.750
Alabama State	5	1	.833	5	2	.714
Alcorn State	4	1	.800	6	2	.750
Alabama A&M	2	3	.400	2	5	.286
Mississippi Valley State	1	4	.200	1	6	.143

SWAC WEST						
Southern	4	1	.800	4	3	.571
Prairie View A&M	4	2	.667	5	3	.625
Texas Southern	1	5	.167	1	6	.143
Grambling State	0	5	.000	0	7	.000
Arkansas-Pine Bluff	0	5	.000	0	8	.000

This Week's Schedule

Texas Southern at Grambling State, 2:00 p.m.
 Arkansas-Pine Bluff at Mississippi Valley State, 2:00 p.m.
 Alabama A&M vs. Alabama State, 2:30 p.m.
Prairie View A&M vs. Jackson State, 4:00 p.m.
 Alcorn State at Southern, 5:30 p.m.

Last Week's Results

Prairie View A&M 51, Mississippi Valley State 14
 Alcorn State 20, Texas Southern 13
 Jackson State 1, Grambling State 0 (forfeit)
 Southern 29, Arkansas-Pine Bluff 21



2013 OPPONENTS

TEXAS SOUTHERN (1-6, 1-5 SWAC)

Last Week: Lost 20-13 to Alcorn State

This Week: at Grambling State

TEXAS STATE (4-3, 1-2 Sun Belt)

Last Week: Def. Georgia State 24-17

This Week: hosts South Alabama

SOUTHERN (4-3, 4-1 SWAC)

Last Week: Def. UAPB 29-21

This Week: hosts Alcorn State

ALABAMA A&M (2-5, 2-3 SWAC)

Last Week: Open

This Week: versus Alabama State

STEPHEN F. AUSTIN (2-4, 0-1 Southland)

Last Week: Won 55-41 over Nicholls State

This Week: at Central Arkansas

GRAMBLING STATE (0-8, 0-5 SWAC)

Last Week: Lost 1-0 (forfeit) to Jackson St.

This Week: hosts Texas Southern

ALABAMA STATE (5-2, 5-1 SWAC)

Last Week: Open

This Week: versus Alabama A&M

MISSISSIPPI VALLEY (1-6, 1-4 SWAC)

Last Week: Lost 51-14 to Prairie View A&M

This Week: hosts Arkansas-Pine Bluff

JACKSON STATE (6-2, 6-0 SWAC)

Last Week: Def. Grambling State 1-0

This Week: versus Prairie View A&M

ALCORN STATE (6-2, 4-1 SWAC)

Last Week: Def. Texas Southern 20-13

This Week: at Southern

ABILENE CHRISTIAN (5-3)

Last Week: Def. Incarnate Word 40-6

This Week: at New Mexico State

ARKANSAS-PINE BLUFF (0-7, 0-5 SWAC)

Last Week: Lost 29-21 to Southern

This Week: at Mississippi Valley State

2013 PANTHER FOOTBALL

HEAD FOOTBALL COACH HEISHMA NORTHERN

Heishma Northern was named the 31st head coach in university history on Dec. 13, 2010. No stranger to the Southwestern Athletic Conference, Northern begins his 17th season on the collegiate level and ninth season at Prairie View A&M.

Last season, the Panthers became an offensive juggernaut under Northern as they led the SWAC with 414.7 yards per game while also finishing first in pass efficiency (140.3), second in pass offense (228.0) and third in rush offense (186.7). Six players were named to the All-SWAC team with freshman Johnnta' Hebert earning SWAC Freshman of the Year honors.

Prairie View A&M continued its NFL tradition as former Panther defensive end Jarvis Wilson inked a free agent deal with the Green Bay Packers. Wilson's signing marked the fourth straight year a student-athlete from Prairie View A&M signed an NFL Free Agent contract.

In his first season as head coach for the Panthers, Northern led one of the youngest teams in the Southwestern Athletic Conference to within one game of earning a SWAC Championship berth as Prairie View A&M finished tied for second in the SWAC's Western Division. As a team, the Panthers placed five players on the 2011 All-SWAC Team, led the league in rush offense with 174.8 yards per game and finished with the third-best offensive unit in the SWAC. Defensively, Northern's defensive background had a huge impact on the field as the Panthers led the SWAC with 45 sacks. Prairie View A&M also displayed sound discipline on the gridiron as they committed the fewest amount of penalties in the SWAC.

As a result of the team's defensive prowess, defensive end Adrian Hamilton emerged as one of the top defenders in the nation as he set the SWAC and Prairie View A&M single season sack record with 20.5 sacks en route to earning 2011 co-SWAC Defensive Player of the Year honors and a third-place finish in the 2011 Buck Buchanan Award voting, which is awarded to the top defender on the Football Championship Subdivision level. Prairie View A&M's fifth consecutive consensus AP All-American, Hamilton also played in two postseason all-star games in addition to becoming the second straight Panther defensive lineman to sign a NFL contract as he inked with the Dallas Cowboys.

In addition to Hamilton's accomplishments, several other Panthers had impressive seasons under Northern as running back/kick returner Jermaine Waddy led the SWAC in all-purpose yards while cornerback Moses Ellis finished as the league's top punt returner.

Prior to becoming head coach, Northern was an award-winning defensive coordinator for six seasons at Prairie View A&M. Under his watch, the Panther defense rose to become one of the top units in the Football Championship Subdivision (FCS) Ranks.

For the fourth straight season, Northern's defense produced another All-American following the 2010 campaign as cornerback Moses Ellis led the nation in interceptions with eight and defensed 22 passes en route to earning All-American and All-SWAC honors. As a unit, the Panthers finished second in pass defense amongst SWAC foes as they only yielded 164.6 yards per contest. As a result, four members of the Panther defense earned All-SWAC honors in Ellis (first team), defensive lineman Quinton Spears (first), free safety Chris Adingupu (second) and middle linebacker Max Sencherey (second).

Despite losing six key starters and a two-time All-American from the previous year, Prairie View's defensive unit was instrumental during the team's historic run to the SWAC Championship in 2009 as the unit led the SWAC in scoring defense with 16.6 points per outing and pass defense efficiency (101.7). The Panthers finished the 2009 season ranked fifth in total defense and produced its second consecutive All-American in defensive back Anthony Beck along with having three All-SWAC members in Beck, Spears and Adingupu. In addition, Northern's unit recorded two shutouts on the season and held four teams to 74 yards or less on the ground.

In 2008, the Panther defense set the tone for the team's 9-1 record as they concluded the year ranked second nationally in scoring defense, third in total defense, third in rush defense and seventh in pass efficiency defense. Prairie View also made history and recorded two shutouts for the first time since the 1966 season.

As a result of Prairie View's defensive prowess, Northern earned national acclaim and was selected as Foot-



2013 PANTHER FOOTBALL

HEISHMA NORTHERN'S YEAR-BY-YEAR COACHING RECORD

<u>YEAR</u>	<u>SCHOOL</u>	<u>RECORD</u>	<u>CONFERENCE</u>	<u>LEAGUE FINISH</u>
2011	Prairie View A&M	5-6	5-4	SWAC (T-2nd)
2012	Prairie View A&M	3-8	3-6	SWAC (2nd)

ballScoop.com's 2008 Division I-AA Coordinator of the Year. Individually, linebacker Zach East closed out his career as a two-time All-American while Beck and Spears earned First and Second Team All-SWAC Honors, respectively.

During the 2007 season, Northern's defense played a key role in helping the Panthers clinch their first winning season in four decades as they finished atop the SWAC in scoring and red zone defense along with a third-place total defense ranking. A total of three starters earned All-SWAC honors led by East earning All-American and SWAC Defensive Player of the Year Honors.

One year removed from finishing sixth in total defense among SWAC foes, Northern made his mark in his second year at Prairie View during the 2006 season after fielding the top-ranked defensive unit in the conference. Led by first team All-SWAC defensive end and future NFL free agent signee Jermaine McGhee, the Panthers set a school record for fewest yards rushing by an opponent after holding Edward Waters College to -35 yards. For his hard work on the gridiron after the season, Northern was one of 26 coaches from across the nation invited to attend the NCAA Expert Coaches Academy in Miami, Fla.

Prior to his tenure at Prairie View, Northern spent seven seasons at Grambling State University in a variety of capacities.

Initially brought to GSU to serve as running backs coach, Northern made a seamless transition to coaching defensive backs in 2001 as his unit ranked ninth nationally in interceptions en route to GSU's second-straight SWAC Championship. During the 2002 season, which marked Grambling's third consecutive SWAC title, Northern's group improved on the interception mark as they ranked fourth nationally.

In 2003, Northern assumed the role of interim defensive coordinator and immediately made his impact felt as the Tiger defense finished the year ranked third nationally against the run in Division I-AA. In the SWAC, the Tigers finished second in rushing, third in scoring defense, fourth in opponent third down percentage, fourth in turnover margin and fifth in sacks.

Over the course of his coaching career, Northern has had several of his former players enter the professional football realm gaining experience with the NFL, World and Arena Football Leagues. In addition, several of his pupils have received an opportunity to coach on the collegiate level.

A 1996 mathematics education graduate of Southern University, Northern began his coaching career on the high school level at Glen Oaks High School in Baton Rouge, La. where he coached girl's basketball and baseball. He then moved on to Morehouse College in Atlanta, Ga. serving as the team's running backs coach and special teams coordinator in 1997 under former head coach, Super Bowl MVP and current Grambling State head coach Doug Williams.

A student of the game of football, Northern was one of only 15 coaches from across the nation selected to participate in the prestigious NCAA Champions Forum during June of 2010. He has also completed a training camp internship with the Oakland Raiders of the National Football League in the summer of 2009.

Northern, who also holds a master's degree in Sports Administration from Grambling State, is the oldest of three siblings and is married to the former Paula Duell of Baton Rouge, La. Together, they have two children, Adam (6) and Brooke (2).

RECORD VERSUS OPPONENTS

<u>YEAR</u>	<u>SCHOOL</u>	
	Abilene Christian	0-0
	Alabama A&M	1-2
	Alabama State	0-3
	Alcorn State	2-0
	Arkansas-Pine Bluff	0-2
	Bethune-Cookman	0-1
	Grambling State	3-0
	Jackson State	0-2
	Lamar	0-1
	Mississippi Valley	2-1
	North Dakota State	0-1
	Southern	2-1
	Stephen F. Austin	1-0
	Texas Southern	2-1
	Texas State	0-2
TOTAL		13-17

2013 PANTHER FOOTBALL



PRINCE PEARSON
Assistant Head Coach
Offensive Line



CHARLES MCMILLIAN
Defensive Coordinator



MARK ORLANDO
Offensive Coordinator
Quarterbacks



MILES BRANDON
Defensive Line



RAASAAN HARALSON
Outside Linebackers



BRIAN MORGAN
Inside Linebackers
Special Teams



BUBBA MCDOWELL
Defensive Backs



HARRY WILLIAMS
Wide Receivers



CLYDE EDWARDS
Running Backs



KJ BLACK
Graduate Assistant
Offense



CODY HARALSON
Student Assistant
Defense



ANTHONY NUNLEY
Student Assistant
Defense

2013 COACHING STAFF

2013 PANTHER FOOTBALL

2013 ROSTERS

No.	Name	Pos.	Year	Ht.	Wt.	Hometown (High School/JC)
1	Deandre Cooper	WR	R-Sr.	6-3	215	Houston, Texas (Smiley)
2	Fred Anderson	RB	So.	5-9	170	Cypress, Texas (Cy Woods)
3	Johntá Hebert	RB	Fr.	5-10	195	Baton Rouge, La. (Glen Oaks)
4	Gabe Dunlap	WR	So.	5-10	170	Allen, Texas (Plano East)
5	Malcolm Mitchell-Ajayi	CB	Sr.	5-10	195	Sacramento, Calif. (Contra Costa College)
6	Christian Rousseau	WR	R-Fr.	6-2	185	Miami, Fla. (Hialeah)
7	Chris Motley	CB	Jr.	5-10	175	Seattle, Wash. (Diablo Valley College)
8	Jerry Lovelocke	QB	So.	6-6	240	Baltimore, Md. (Edmonson-Westside)
9	Kenneth Jordan	CB	Fr.	6-0	180	Birmingham, Ala. (Wenonah)
10	Amir Smith	DE	R-Sr.	6-4	215	Port Tobacco, Md. (Lackey)
11	Raheem Cardwell	LB	R-Sr.	6-2	225	Alexandria, Va. (Dematha)
12	Michael Cottingham	WR/PK	Jr.	6-0	180	Hutto, Texas (Eastern New Mexico)
13	Greg Thurmond	WR	So.	6-2	180	Balch Springs, Texas (West Mesquite)
14	De'Auntre Smiley	QB	So.	6-2	225	Lufkin, Texas (Lufkin)
15	Jamespaul Bryant	LB	R-Fr.	6-3	215	Houston, Texas (Yates)
16	Jalen Thibodeaux	DB	Jr.	5-11	180	Lake Charles, La. (LaGrange)
17	Chris Barrick	PK	R-Jr.	6-4	180	Copperas Cove, Texas (Copperas Cove)
18	Raymundo Cordova	PK	R-So.	5-9	155	Houston, Texas (Madison)
19	Jaylan Cheshire	QB	Fr.	6-1	195	College Station, Texas (A&M Consolidated)
20	David Metcalf	S	Jr.	5-11	205	Compton, Calif. (Citrus College)
21	Courtney Brown	RB	Jr.	6-0	200	Lake Charles, La. (LaGrange)
22	Desmond Gardiner	CB	Gr.	5-11	192	Port Arthur, Texas (Texas A&M)
23	Adrien Grant	S	R-Sr.	6-4	182	Mt. Morris, Mich. (Carman Ainsworth)
24	Foster Brown II	S	R-Fr.	5-10	175	College Park, Ga. (Westlake)
25	Stephan Meighan	CB	So.	5-10	170	Miami, Fla. (Southwest)
26	Nick Pitre	WR	Fr.	6-4	185	Lake Charles, La. (LaGrange)
27	Jovante Ham	RB	Fr.	5-7	184	West Park, Fla. (Plantation)
28	Troy Fisher	RB	So.	5-7	170	Katy, Texas (Cy Lakes)
29	Deitrich Johnson	CB	R-So.	6-1	175	Texas City, Texas (Galveston Ball)
30	Korey Alston	LB	Sr.	5-11	200	Camden, NJ (ASA Institute)
31	Robert Jackson III	CB	R-So.	5-10	180	Katy, Texas (Texas-El Paso)
32	Keylon LaSalle	WR	R-So.	5-7	158	Houston, Texas (Sharpstown)
33	Allen McCord, Jr.	TE	Jr.	6-1	205	Houston, Texas (Booker T. Washington)
34	Joshua Holley	CB	R-Fr.	5-8	160	Cypress, Texas (Cy Woods)
35	Walter Barrada	FB	Jr.	5-10	260	Houston, Texas (Texas Lutheran)
36	Anthony Wiltz	WR	Fr.	5-10	150	Houston, Texas (Kashmere)
37	Terrance Reynolds	S	Fr.	6-0	180	Ft. Lauderdale, Fla. (Stranahan)
38	Tevin Reed	S	Fr.	6-2	185	Prairieville, La. (Dutchtown)
39	Kenneth Maxwell II	S	Fr.	6-1	190	Centerhill, Fla. (South Sumter)
40	Jerome Howard	LB	Jr.	6-0	210	Sunrise, Fla. (Plantation)
41	Kurt Lambert II	LB	Jr.	5-11	195	Houston, Texas (Elsik)
42	Keith Hartaway	WR	R-Fr.	6-1	170	Houston, Texas (Chavez)
45	Joe Sable	LS	Jr.	6-0	200	Magnolia, Texas (St. Pius)
46	Shafique Neloms	LB	Fr.	6-0	200	Miami, Fla. (Norland)
47	Levon Castillo	RB	Sr.	5-11	210	Houston, Texas (Lon Morris College)
48	Ekene Mordi	LB	Jr.	6-3	210	Van Nuys, Calif. (LA Valley College)
49	Josh Curry	FB	Sr.	6-0	255	Houston, Texas (Lon Morris College)
50	Josh Dennis	LB	Sr.	6-2	215	Greenville, Miss. (East Mississippi CC)
51	Tomaz Thornton	OL	Fr.	6-1	246	Montgomery, Ala. (Carver)
52	Delas Lancelin II	LB	Jr.	6-0	245	Missouri City, Texas (Texas Lutheran)
53	Danny Brownell	LB	R-Jr.	5-11	235	Houston, Texas (Elsik)
54	Brandon Medina	LB	R-So.	6-0	199	Lithonia, Ga. (Lithonia)
55	Chuck Obi	LB	Sr.	6-2	245	Mission Hill, Calif. (Los Angeles Valley College)
56	Danial Steels	LB	Fr.	6-2	210	College Station, Texas (Frost)
57	Jeron Hamilton	OL	Jr.	6-5	305	Dallas, Texas (Belhaven)
58	Dillon Bonnet	OL	R-Jr.	6-2	275	Fresno, Texas (Dulles)
60/61	JR Arredondo	LB	R-Fr.	5-11	225	Watauga, Texas (Royce City)
62	Cleveland Sims, Jr.	OT	R-Fr.	6-5	280	Houston, Texas (Madison)

2013 PANTHER FOOTBALL

2013 ROSTERS

No.	Name	Pos.	Year	Ht.	Wt.	Hometown (High School/JC)
63	Glen Haisley	C	R-So.	6-1	305	New Orleans, La. (St. Augustine)
64/77	Jarrel Washington	OL	Jr.	6-2	317	Corpus Christi, Texas (Flower Bluff)
65	Archie Townsend	OL	R-Fr.	6-2	290	Clute, Texas (Brazoswood)
66	Wesley Slater	DS	Jr.	5-10	230	Magnolia, Texas (Magnolia)
67	Chris Rose	OL	R-Fr.	6-3	290	Houston, Texas (Madison)
68	Adam Burns	OL	R-Fr.	6-2	280	Pflugerville, Texas (Connally)
70	Josiah Freeman	OL	R-Fr.	6-4	280	Baton Rouge, La. (Scotlandville)
71	Shawn Pierce	OL	Fr.	6-4	285	Odessa, Texas (Permian)
73	Jordan Johnson	OL	R-So.	6-2	245	Katy, Texas (Cy Lakes)
75	Charles Rhynes	DL	So.	6-4	300	Waco, Texas (New Mexico Prep)
76	Aneus Ruiz	OL	R-Sr.	6-4	315	Houston, Texas (North Forest)
78	Tre Glover	OL	R-Jr.	6-3	280	Waskom, Texas (Marshall)
79	Denzel Lewis	OL	R-So.	6-4	312	Baton Rouge, La. (Scotlandville)
80	Rayshaun Givins	WR	Fr.	6-2	190	Houston, Texas (Eisenhower)
81	Patrick Gant	WR	R-So.	5-10	175	Cypress, Texas (Cy Woods)
82	Travis Jatzlau	P	Jr.	5-8	170	Jersey Village, Texas (Jersey Village)
83	Thaddeus Godfrey	WR	Jr.	5-6	160	Prairieville, La. (Dutchtown)
84	Rashaun Gibson	WR	Fr.	6-0	170	Copperas Cove, Texas (Copperas Cove)
85	Robert Primes	WR	Sr.	6-2	195	Houston, Texas (Navarro JC)
86	Skyler Moore	WR	R-Fr.	6-1	190	Phenix City, Ala. (Phenix City)
87	Adrian Middleton	DE	R-So.	6-3	245	Baytown, Texas (Sterling)
88	Jacoby Anderson	WR	Sr.	6-0	187	Beaumont, Texas (Clark-Atlanta)
89	Olatunde' Idowu	TE	Jr.	6-3	215	Houston, Texas (Madison)
90	Liki Porotesano	DE	R-Sr.	6-3	250	El Cajon, Calif. (Morse)
91	Chima Nduka	DL	Jr.	6-1	265	Rancho Cucamonga, Calif. (Citrus College)
92	Brock Newton	DL	Jr.	6-3	279	West Covina, Calif. (Citrus College)
94	Markele Williams	DL	Fr.	6-2	256	Los Angeles, Calif. (Locke)
95	DeVohn Reed	DL	Fr.	6-2	250	Houston, Texas (Elsik)
96	Kelechi Okeadu	TE	Jr.	6-2	255	Sugar Land, Texas (Hightower)
97	Michael Daniels	DL	Jr.	6-3	270	Garland, Texas (Naaman Forest)
98	Darrien Patterson-Ramsey	DE	Jr.	6-3	240	Long Beach, Calif. (West LA College)
99	Meshak Williamson	DL	Jr.	6-3	225	Georgetown, Texas (Georgetown)
	Darrell Julian II	QB	Fr.	6-1	180	Houston, Texas (North Forest)

ALPHABETICAL

30	Korey Alston	81	Patrick Gant	8	Jerry Lovelocke	75	Charles Rhynes
2	Fred Anderson	22	Desmond Gardiner	39	Kenneth Maxwell II	67	Chris Rose
88	Jacoby Anderson	84	Rashaun Gibson	33	Allen McCord, Jr.	6	Christian Rousseau
60/61	JR Arredondo	80	Rayshaun Givins	54	Brandon Medina	76	Aneus Ruiz
35	Walter Barreda	78	Tre Glover	25	Stephan Meighan	45	Joe Sable
17	Chris Barrick	83	Thaddeus Godfrey	20	David Metcalf	74	Cleveland Sims, Jr.
58	Dillon Bonnet	23	Adrien Grant	87	Adrian Middleton	66	Wesley Slater
21	Courtney Brown	63	Glen Haisley	5	Malcolm Mitchell-Ajayi	14	De'Auntre Smiley
24	Foster Brown II	27	Jovante Ham	86	Skyler Moore	10	Amir Smith
53	Danny Brownell	57	Jeron Hamilton	48	Ekene Mordi	56	Daniel Steels
93	Jamespaul Bryant	42	Keith Hartaway	7	Chris Motley	16	Jalen Thibodeaux
68	Adam Burns	3	Johntá Hebert	91	Chima Nduka	51	Tomaz Thornton
11	Raheem Cardwell	34	Joshua Holley	46	Shafique Neloms	13	Greg Thurmond
47	Levon Castillo	40	Jerome Howard	92	Brock Newton	65	Archie Townsend
19	Jaylan Cheshire	89	Olatunde' Idowu	55	Chuck Obi	64/77	Jarrel Washington
1	Deandre Cooper	31	Robert Jackson III	96	Kelechi Okeadu	94	Markele Williams
18	Raymundo Cordova	82	Travis Jatzlau	71	Shawn Pierce	99	Meshak Williamson
12	Michael Cottingham	29	Deitrich Johnson	26	Nick Pitre	36	Anthony Wiltz
49	Josh Curry	73	Jordan Johnson	90	Liki Porotesano		Darrell Julian II
97	Michael Daniels	9	Kenneth Jordan	85	Robert Primes		
50	Joshua Dennis	41	Kurt Lambert II	98	Darrien Patterson-Ramsey		
4	Gabe Dunlap	52	Delas Lancelin II	38	Tevin Reed		
28	Troy Fisher	32	Keylon LaSalle	95	DeVohn Reed		
70	Josiah Freeman	79	Denzel Lewis	37	Terrance Reynolds		

2013 PANTHER FOOTBALL

PANTHER DEPTH CHART

PANTHER OFFENSE

Left Tackle

78 Tre Glover (6-3, 280, R-Jr.)
57 Jeron Hamilton (6-5, 305, Jr.)

Left Guard

63 Glen Haisley (6-2, 305, R-So.)
65 Archiel Townsend (6-2, 290, R-Fr.)

Center

58 Dillon Bonnet (6-2, 275, R-Jr.)
68 Adam Burns (6-2, 280, R-Fr.)

Right Guard

73 Jordan Johnson (6-2, 295, R-So.)
67 Chris Rose (6-3, 290, R-Fr.)

Right Tackle

70 Josiah Freeman (6-4, 280, R-Fr.)
76 Aneus Ruiz (6-4, 295, R-Sr.)

Quarterback

8 Jerry Lovelocke (6-5, 200, Jr.)
14 De'Auntre Smiley (6-2, 205, Jr.)

Running Back

3 Johntá Hebert (5-10, 195, So.)
21 Courtney Brown (6-0, 200, Jr.)

Fullback

49 Josh Curry (6-0, 255, Sr.)
35 Walter Barreda (5-11, 260, R-Jr.)

X-Wide Receiver

1 Deandre Cooper (6-3, 215, R-Sr.)
88 Jacoby Anderson (6-0, 165, Sr.)

Y-Wide Receiver

13 Greg Thurmond (6-2, 180, Jr.)
42 Keith Hartaway (6-1, 170, R-Fr.)

W-Wide Receiver

81 Patrick Gant (5-10, 175, Jr.)
26 Nick Pitre (6-4, 185, Fr.)

Z-Wide Receiver

88 Jacoby Anderson (6-0, 165, Sr.)
86 Skyler Moore (6-1, 190, R-Fr.)

PANTHER DEFENSE

Defensive End

90 Liki Porotesano (6-3, 250, R-Sr.)
10 Amir Smith (6-4, 215, R-Sr.)

Defensive Tackle

97 Michael Daniels (6-3, 270, Jr.)
92 Brock Newton (6-3, 279, Jr.)

Defensive End

99 Meshak Williamson (6-3, 225, So.)
90 Liki Porotesano (6-3, 250, R-Sr.)

Will Linebacker

55 Chuck Obi (6-2, 245, Sr.)
53 Danny Brownell (5-11, 235, Jr.)

Middle Linebacker

11 Raheem Cardwell (6-2, 225, R-Sr.)
50 Josh Dennis (6-2, 215, Sr.)

SAM Linebacker

40 Jerome Howard (6-0, 210, Jr.)
41 Kurt Lambert II (5-11, 195, Jr.)
30 Korey Alston (5-11, 200, Sr.)

Joker

93 Jamespaul Bryant (6-3, 215, R-Fr.)
48 Ekene Mordi (6-3, 210, Jr.)

Cornerback

24 Foster Brown II (5-10, 175, R-Fr.)
5 Malcolm Mitchell-Ajayi (5-10, 195, Sr.)

Strong Safety

22 Desmond Gardiner (5-11, 192, R-Sr.)
38 Tevin Reed (6-2, 185, Fr.)

Free Safety

31 Robert Jackson III (5-10, 180, R-So.)
20 David Metcalf (5-11, 190, Jr.)

Cornerback

34 Joshua Holley (5-8, 160, R-Fr.)
29 Deitrich Johnson (6-1, 175, R-So.)

Placekicker

17 Chris Barrick (6-4, 180, R-Jr.)

Kickoff

12 Michael Cottingham (6-0, 180, Jr.)
17 Chris Barrick (6-4, 180, R-Jr.)

Punt Returner

36 Anthony Wiltz (5-10, 150, Fr.)
81 Patrick Gant (5-10, 175, R-So.)

Long Snapper

45 Joe Sable (6-0, 200, Jr.)
66 Wesley Slater (5-10, 230, Jr.)

Kick Returner

3 Johntá Hebert (5-10, 195, So.)
21 Courtney Brown (6-0, 200, Jr.)

Holder

10 Amir Smith (6-4, 215, R-Sr.)

2013 PANTHER FOOTBALL

GAME RECAPS

GAME 1

Prairie View A&M 37
Texas Southern 13
Aug. 31, 2013
BBVA Compass Stadium
Houston, Texas

Prairie View A&M opened the season with a 37-13 victory over Texas Southern on Saturday night.

The Panthers broke open a close game with 17 unanswered points in the second half. Prairie View led 13-10 after the first quarter, but shut down the Tigers in the second half of the Southwestern Athletic Conference matchup.

It was a rough start to the season in conference play for Texas Southern, which won the SWAC title in 2010.

This year's blowout was a stark contrast to last year's contest between the two teams.

Texas Southern won last year's contest in the closing seconds of regulation.

Prairie View had tied the score at 41 with 1:16 remaining, but the Tigers still prevailed. Texas Southern leads the series 19-9. The Tigers were looking for their second straight win against the Panthers in the 29th Labor Day Classic.

GAME 2

Texas State 28
Prairie View A&M 3
Sept. 7, 2013
Bobcat Stadium
San Marcos, Texas

Chris Nutall ran for two touchdowns and Texas State dominated the line of scrimmage and the clock in a 28-3 win over Prairie View A&M on Saturday night.

Nutall ran off right end for a 4-yard score in the first quarter and the Bobcats (2-0) never looked back. They amassed 242 yards rushing in their home-opener compared with 45 for the Panthers (1-1). Texas State also had the ball more than 16 minutes longer than Prairie View.

Nutall scored again in the second quarter on a 77-yard run to widen the lead to 21-0.

Robert Lowe scored on a 1-yard run in the first quarter and Terrence Franks scored on an 8-yard run in the third for the Bobcats.

Prairie View had more yards passing than Texas State, 182 to 166, but couldn't find the end zone. The Panthers' only score came on a 47-yard field goal by **Christopher Barrick**.

GAME 3

Southern 62
Prairie View A&M 59
Sept. 14, 2013
A.W. Mumford Stadium
Baton Rouge, La.

Dray Joseph hit **Lee Doss** for a 24-yard touchdown pass to prevail Southern U. over Prairie View 62-59 in a double overtime thriller Saturday night.

The Jaguars (1-2, 1-0 SWAC) overcame a 35-20 deficit, scoring 29 points to the Panthers 14 (1-2, 0-1 SWAC) in the fourth quarter to force the game into overtime. After exchanging touchdowns, Southern U. answered Prairie View's field goal with Doss' third touchdown of the game.

Joseph finished 30 of 48 for 480 yards and six touchdowns, with Doss accounting for 214 yards receiving.

Lenard Tillery had 75 yards rushing and three scores for the Jaguars.

Jerry Lovelocke completed 32 of 43 attempts for 353 yards and a score for the Panthers.

In a rushing effort that included 419 yards, **Courtney Brown** ran for 224 and **Johnta Hebert** added 153 as they each scored three times.

The teams combined for 1,397 yards of total offense.

2013 PANTHER FOOTBALL

GAME RECAPS

GAME 4

Prairie View A&M 28
Alabama A&M 26
Sept. 21, 2013
Blackshear Field
Prairie View, Texas

Courtney Brown ran for 116 yards and caught four passes for 52 yards to lead the Panthers to a win over the Bulldogs in a Southwestern Athletic Conference clash Saturday night in Prairie View.

Prairie View failed to score in the first half as Alabama A&M scored a pair of touchdowns but failed to convert either point-after attempt. That failure proved to be the difference in the game.

Prairie View scored 21 unanswered points in the third quarter to take a 21-12 lead.

The Bulldogs staged a fourth-quarter comeback with two touchdowns, but the Panthers put the game away with a 67-yard touchdown drive.

GAME 5

Prairie View A&M 56
Stephen F. Austin 58
Sept. 28, 2013
Homer Bryce Stadium
Nacogdoches, Texas

Jerry Lovelocke threw four touchdown passes and ran for three more as Prairie View A&M beat Stephen F. Austin 56-48 Saturday night.

The Lumberjacks scored twice, on 1-yard runs by **Gus Johnson** and **Joshawa West**, in the first four minutes of the game to take a 14-0 lead, but then Prairie View's offense came to life.

Lovelocke, who finished with 380 yards passing, put the Panthers on the scoreboard just over two minutes later when he connected with **Gabe Dunlap** for a 13-yard touchdown. Lovelocke's 7-yard scoring run with 7 seconds left in the first quarter gave Prairie View (3-2) a 21-14 lead it wouldn't relinquish.

Stephen F. Austin (2-3) racked up 827 yards of total offense but turned the ball over five times. The two teams combined for 1409 total yards.

Brady Attaway set single-game Southland Conference and school records for passing yards (662) and total offense (655) and threw four touchdown passes in the loss.

Attaway moved the offense down to the Prairie View 9-yard line before turning the ball over on downs as time expired.

Johnson racked up 179 yards rushing on just 18 carries.

GAME 6

Prairie View A&M 31
Grambling State 3
Oct. 5, 2013
The Cotton Bowl
Dallas, Texas

The Panthers knocked off the Tigers in the annual State Fair Classic game, the third straight year Prairie View has beaten Grambling State at the Cotton Bowl in Dallas.

Jerry Lovelocke ran for one touchdown and passed for two more as Prairie View pulled away steadily, recovering a Grambling State fumble on the Tigers' first possession and kicking a 22-yard field goal barely two minutes into the game.

Lovelocke threw 12 yards to **Courtney Brown** in the first quarter to give the Panthers a 10-0 lead, then threw 23 yards to **Deandre Cooper** and powered in from the 1 in the third to push the lead to 24-3 heading into the fourth quarter.

Jamespaul Bryant returned a Grambling State fumble 64 yards for a touchdown. A 33-yard, second-quarter field goal by **Johnathan Wallace** was the lone score for Grambling State.

2013 PANTHER FOOTBALL

GAME RECAPS

GAME 7

Alabama State 48

Prairie View A&M 42 (OT)

Oct. 12, 2013

New ASU Stadium

Montgomery, Ala.

Malcolm Cyrus rushed for a career-high 241 yards and two touchdowns as Alabama State defeated Prairie View A&M 48-42 in overtime in a key Southwestern Athletic Conference matchup Saturday.

Cyrus' 7-yard touchdown run on the first possession in overtime for Alabama State came after Prairie View's **Christopher Barrick** missed a 36-yard field goal to open the extra session.

Prairie View sent the game to overtime with a touchdown pass from **Jerry Lovelocke** to **Courtney Brown** with 20 seconds remaining in regulation.

Cyrus broke an 80-yard touchdown run in the third quarter, and **Isaiah Crowell** added two rushing touchdowns for the Hornets. Crowell, Alabama State's starter, carried just seven times for 51 yards as he nursed an injury.

Lovelocke finished 42-of-62 with a career-high 533 yards passing, four touchdown passes and a rushing touchdown.

GAME 7

Prairie View A&M 51

Mississippi Valley State 14

Oct. 19, 2013

Blackshear Field

Prairie View, Texas

De'Auntre Smiley and **Jerry Lovelocke** combined to complete 29 of 43 passes for 319 yards and four touchdowns and Prairie View A&M rolled to a 51-14 win over Mississippi Valley State in a Southwestern Athletic Conference game on Saturday.

Patrick Durr's 7-yard touchdown run for MVSU (1-6, 1-4) with 11:54 to play in the first half tied the score at 7-7, but Prairie View would rattle off 37 straight points to blow the game open.

The Panthers (5-3, 4-2) allowed a season-low 178 total yards, their fewest yards allowed since holding Arkansas-Pine Bluff to 197 in October of 2010. The Delta Devils converted just 6 of 19 third downs.

The two teams combined for 20 penalties totaling 249 yards.

Lovelocke, who came into the game ranked 10th in the FCS in total offense (304.4), finished with just 182.

Deandre Cooper had 77 yards receiving and two scores for Prairie View.

Box Score (Final)

Mississippi Valley vs Prairie View A&M (Oct 19, 2013 at Prairie View, Texas)

Score by Quarters	1	2	3	4	Score	
Mississippi Valley..	0	7	0	7	- 14	Record: (1-6,1-4)
Prairie View A&M....	7	21	16	7	- 51	Record: (5-3,4-2)

Scoring Summary:

1st 10:06 PVAM - Cooper, Deandre 5 yd pass from Lovelocke, Jerry (Barrick, Christopher kick), 2-16 0:24, MVSU 0 - PVAM 7
 2nd 11:54 MVSU - Durr, P. 7 yd run (Galon, C. kick), 8-63 3:13, MVSU 7 - PVAM 7
 05:24 PVAM - Smiley, De'Auntre 8 yd run (Barrick, Christopher kick), 15-90 3:43, MVSU 7 - PVAM 14
 05:07 PVAM - Howard, Jerome 23 yd interception return (Barrick, Christopher kick), , MVSU 7 - PVAM 21
 02:40 PVAM - Cooper, Deandre 34 yd pass from Smiley, De'Auntre (Barrick, Christopher kick), 4-58 1:32, MVSU 7 - PVAM 28
 3rd 11:14 PVAM - Team safety, , MVSU 7 - PVAM 30
 09:22 PVAM - Pitre, Nick 20 yd pass from Smiley, De'Auntre (Barrick, Christopher kick), 6-60 1:52, MVSU 7 - PVAM 37
 01:24 PVAM - Cooper, Deandre 11 yd pass from Smiley, De'Auntre (Barrick, Christopher kick), 9-78 4:16, MVSU 7 - PVAM 44
 4th 12:45 MVSU - Ivy, P. 1 yd run (Galon, C. kick), 9-27 3:28, MVSU 14 - PVAM 44
 02:35 PVAM - Castillo, Levon 17 yd run (Cordova, Raymundo kick), 10-71 6:47, MVSU 14 - PVAM 51

	MVSU	PVAM
FIRST DOWNS.....	12	28
RUSHES-YARDS (NET).....	36-76	36-213
PASSING YDS (NET).....	102	319
Passes Att-Comp-Int.....	33-9-1	43-29-2
TOTAL OFFENSE PLAYS-YARDS.....	69-178	79-532
Fumble Returns-Yards.....	0-0	0-0
Punt Returns-Yards.....	0-0	3-37
Kickoff Returns-Yards.....	4-72	3-56
Interception Returns-Yards....	2-0	1-23
Punts (Number-Avg).....	10-38.2	3-41.7
Fumbles-Lost.....	3-1	3-1
Penalties-Yards.....	10-90	10-91
Possession Time.....	27:39	32:21
Third-Down Conversions.....	6 of 19	7 of 11
Fourth-Down Conversions.....	1 of 2	0 of 1
Red-Zone Scores-Chances.....	2-2	5-6
Sacks By: Number-Yards.....	0-0	2-11

RUSHING: Mississippi Valley-Collins,J. 4-56; Durr, P. 13-31; Frizell, C. 8-6; Davis, C. 1-minus 1; Ivy, P. 9-minus 6; Galon, C. 1-minus 10. Prairie View A&M-Anderson, Fred 9-69; Lovelocke, Jerry 5-41; Smiley, De'Auntre 7-34; Brown, Courtney 9-33; Castillo, Levon 3-28; Hebert, Johnta' 1-6; Gant, Patrick 1-2; Team 1-0.

PASSING: Mississippi Valley-Ivy, P. 4-21-0-35; Collins,J. 5-12-1-67. Prairie View A&M-Lovelocke, Jerry 12-23-0-141; Smiley, De'Auntre 17-20-2-178.

RECEIVING: Mississippi Valley-Stafford, J. 4-43; Moore, J. 2-26; Drake, R. 2-17; Simpson, J. 1-16. Prairie View A&M-Cooper, Deandre 9-96; Gant, Patrick 6-57; Anderson, Jacoby 4-31; Hebert, Johnta' 3-82; Pitre, Nick 2-26; Brown, Courtney 2-11; Anderson, Fred 1-12; Thurmond, Greg 1-6; Lasalle, Keylon 1-minus 2.

INTERCEPTIONS: Mississippi Valley-Boykin, A. 1-0; Jones, D. 1-0. Prairie View A&M-Howard, Jerome 1-23.

FUMBLES: Mississippi Valley-Ivy, P. 2-0; Collins,J. 1-1. Prairie View A&M-Lovelocke, Jerry 1-1; Cooper, Deandre 1-0; Smiley, De'Auntre 1-0.

Stadium: Blackshear Stadium Attendance: 12000

Box Score (Final)

Prairie View A&M vs Alabama State (Oct 12, 2013 at Montgomery, Ala.)

Score by Quarters	1	2	3	4	OT	[5]	Score	
-----	--	--	--	--	--	[-]	-----	
Prairie View A&M....	14	7	7	14	0	[0]	- 42	Record: (4-3,3-2)
Alabama State.....	14	7	14	7	6	[6]	- 48	Record: (5-2,5-1)

Scoring Summary:

1st 10:53 PVAM - Lovelocke, Jerry 1 yd run (Barrick, Christopher kick), 13-93 0:00, PVAM 7 - ALST 0
 09:50 ALST - Crowell, Isaiah 33 yd run (Louthan, Alex kick), 3-79 0:56, PVAM 7 - ALST 7
 09:31 PVAM - Gant, Patrick 73 yd pass from Lovelocke, Jerry (Barrick, Christopher kick), 1-73 0:12, PVAM 14 - ALST 7
 04:28 ALST - Gamble, Marcus 7 yd pass from Favor, Arsenio (Louthan, Alex kick), 12-65 2:26, PVAM 14 - ALST 14
 2nd 07:53 ALST - Lucas, Earl 24 yd pass from Toppings,Quinte (Louthan, Alex kick), 5-65 1:48, PVAM 14 - ALST 21
 04:14 PVAM - Brown, Courtney 1 yd run (Barrick, Christopher kick), 9-50 3:31, PVAM 21 - ALST 21
 3rd 11:48 ALST - Cyrus, Malcolm 80 yd run (Louthan, Alex kick), 1-80 0:15, PVAM 21 - ALST 28
 08:02 ALST - Crowell, Isaiah 1 yd run (Louthan, Alex kick), 7-50 2:13, PVAM 21 - ALST 35
 00:07 PVAM - Brown, Courtney 6 yd pass from Lovelocke, Jerry (Barrick, Christopher kick), 9-75 2:53, PVAM 28 - ALST 35
 4th 09:26 PVAM - Anderson, Jacoby 10 yd pass from Lovelocke, Jerry (Barrick, Christopher kick), 10-80 2:27, PVAM 35 - ALST 35
 07:48 ALST - Mitchell, Justi 40 yd fumble recovery (Louthan, Alex kick), , PVAM 35 - ALST 42
 00:20 PVAM - Brown, Courtney 4 yd pass from Lovelocke, Jerry (Barrick, Christopher kick), 17-95 3:12, PVAM 42 - ALST 42
 OT 00:00 ALST - Cyrus, Malcolm 7 yd run, 4-25 0:00, PVAM 42 - ALST 48

	PVAM	ALST
FIRST DOWNS.....	34	34
RUSHES-YARDS (NET).....	47-152	45-346
PASSING YDS (NET).....	533	293
Passes Att-Comp-Int.....	62-42-0	31-20-1
TOTAL OFFENSE PLAYS-YARDS.....	109-685	76-639
Fumble Returns-Yards.....	0-0	1-40
Punt Returns-Yards.....	1-6	2-18
Kickoff Returns-Yards.....	4-75	6-119
Interception Returns-Yards....	1-0	0-0
Punts (Number-Avg).....	6-36.0	5-38.4
Fumbles-Lost.....	1-1	3-2
Penalties-Yards.....	13-105	12-95
Possession Time.....	36:26	23:34
Third-Down Conversions.....	9 of 21	8 of 13
Fourth-Down Conversions.....	1 of 2	0 of 0
Red-Zone Scores-Chances.....	4-6	3-4
Sacks By: Number-Yards.....	1-10	5-35

RUSHING: Prairie View A&M-Brown, Courtney 17-81; Hebert, Johnta' 14-61; Lovelocke, Jerry 15-8; Castillo, Levon 1-2. Alabama State-Cyrus, Malcolm 24-241; Crowell, Isaiah 7-51; Lucas, Earl 1-36; Toppings,Quinte 5-16; Favor, Arsenio 2-8; Team 1-0; Thomas, Khalid 2-minus 2; Cross, Rodney 3-minus 4.

PASSING: Prairie View A&M-Lovelocke, Jerry 42-62-0-533. Alabama State-Toppings,Quinte 11-18-1-157; Favor, Arsenio 9-13-0-136.

RECEIVING: Prairie View A&M-Anderson, Jacoby 11-152; Cooper, Deandre 10-121; Brown, Courtney 9-76; Gant, Patrick 6-111; Thurmond, Greg 3-53; Hebert, Johnta' 2-3; Pitre, Nick 1-17. Alabama State-Lucas, Earl 5-83; Cyrus, Malcolm 4-60; Bell, DeMario 2-47; Henry, Nehemiah 2-31; Everett, Myles 2-26; Johnson, Jamel 2-23; Neely, Jarrett 1-17; Gamble, Marcus 1-7; Robinson, Justi 1-minus 1.

INTERCEPTIONS: Prairie View A&M-Obi, Chuck 1-0. Alabama State-None.

FUMBLES: Prairie View A&M-Lovelocke, Jerry 1-1. Alabama State-Cyrus, Malcolm 1-1; Thomas, Khalid 1-0; Toppings,Quinte 1-1.

Box Score (Final)

Grambling State vs Prairie View A&M (Oct 05, 2013 at Dallas, Texas)

Score by Quarters	1	2	3	4	Score	
Grambling State.....	0	3	0	0	- 3	Record: (0-6,0-3)
Prairie View A&M....	10	0	21	0	- 31	Record: (4-2,3-1)

Scoring Summary:

1st 12:53 PVAM - Barrick, Christopher 23 yd field goal, 6-16 1:43, GRAM 0 - PVAM 3
 06:45 PVAM - Brown, Courtney 12 yd pass from Lovelocke, Jerry (Barrick, Christopher kick), 14-85 4:29, GRAM 0 - PVAM 10
 2nd 14:40 GRAM - Wallace, J 33 yd field goal, 13-55 4:50, GRAM 3 - PVAM 10
 3rd 10:18 PVAM - Cooper, Deandre 23 yd pass from Lovelocke, Jerry (Barrick, Christopher kick), 9-70 2:32, GRAM 3 - PVAM 17
 09:25 PVAM - Bryant, Jamespaul 64 yd fumble recovery (Barrick, Christopher kick), , GRAM 3 - PVAM 24
 06:49 PVAM - Lovelocke, Jerry 1 yd run (Barrick, Christopher kick), 5-15 1:36, GRAM 3 - PVAM 31

	GRAM	PVAM
FIRST DOWNS.....	17	20
RUSHES-YARDS (NET).....	33-108	36-81
PASSING YDS (NET).....	221	246
Passes Att-Comp-Int.....	45-23-2	41-28-1
TOTAL OFFENSE PLAYS-YARDS.....	78-329	77-327
Fumble Returns-Yards.....	0-0	2-82
Punt Returns-Yards.....	0-0	3-4
Kickoff Returns-Yards.....	4-102	2-36
Interception Returns-Yards....	1-0	2-37
Punts (Number-Avg).....	7-42.0	7-34.9
Fumbles-Lost.....	2-2	1-1
Penalties-Yards.....	7-56	8-47
Possession Time.....	31:55	28:05
Third-Down Conversions.....	2 of 16	7 of 18
Fourth-Down Conversions.....	2 of 4	1 of 2
Red-Zone Scores-Chances.....	1-2	4-5
Sacks By: Number-Yards.....	0-0	2-26

RUSHING: Grambling State-Kelly, J. 9-56; Skinner, C. 8-27; Smith, N. 1-14; Williams, D. 7-11; Williams, J. 3-3; Martin, J. 5-minus 3. Prairie View A&M-Brown, Courtney 10-36; Hebert, Johnta' 16-34; Smiley, De'Auntre 1-5; Castillo, Levon 3-4; Anderson, Fred 1-4; Team 1-0; Lovelocke, Jerry 4-minus 2.

PASSING: Grambling State-Williams, D. 21-41-2-216; Williams, J. 2-4-0-5. Prairie View A&M-Lovelocke, Jerry 27-40-1-246; Dunlap, Gabe 1-1-0-0.

RECEIVING: Grambling State-Rogers, C. 10-100; McGhee, A. 4-55; Bailey, R. 3-30; Wilson, R. 2-5; Skinner, C. 1-23; Byrdsong, B. 1-6; Kelly, J. 1-3; Martin, J. 1-minus 1. Prairie View A&M-Cooper, Deandre 10-123; Brown, Courtney 6-36; Anderson, Jacoby 4-45; Dunlap, Gabe 4-22; Hebert, Johnta' 3-14; Gant, Patrick 1-6.

INTERCEPTIONS: Grambling State-Hollins, T. 1-0. Prairie View A&M-Brown II, Foster 1-37; Jackson, Robert 1-0.

FUMBLES: Grambling State-Skinner, C. 1-1; Martin, J. 1-1. Prairie View A&M-Lovelocke, Jerry 1-1.

Stadium: Cotton Bowl Attendance: 27745
 Kickoff time: 4:30 pm End of Game: 7:30 pm Total elapsed time: 3 hours
 Officials: Referee: Trennis Livings; Umpire: Paul Myers; Linesman: Harold Mitchell;
 Line judge: Sebrina Brunson; Back judge: Ron Turner; Field judge: Tony Scanga;
 Side judge: Keith Dollar; Scorer: PV Sports Info;

Box Score (Final)

Prairie View A&M vs Stephen F. Austin (Sep 28, 2013 at Nacogdoches, Texas)

Score by Quarters	1	2	3	4	Score	
Prairie View A&M....	21	14	14	7	- 56	Record: (3-2,2-1)
Stephen F. Austin...	14	17	3	14	- 48	Record: (2-3)

Scoring Summary:

1st 13:34 SFA - Johnson, Gus 1 yd run (Wiggs, Jordan kick), 6-74 1:26, PVAM 0 - SFA 7
 10:53 SFA - West, Joshawa 1 yd run (Wiggs, Jordan kick), 5-61 1:53, PVAM 0 - SFA 14
 08:44 PVAM - Dunlap, Gabe 13 yd pass from Lovelocke, Jerry (Barrick, Christopher kick), 7-88 2:04, PVAM 7 - SFA 14
 03:42 PVAM - Gant, Patrick 3 yd pass from Lovelocke, Jerry (Barrick, Christopher kick), 3-8 0:59, PVAM 14 - SFA 14
 00:07 PVAM - Lovelocke, Jerry 4 yd run (Barrick, Christopher kick), 4-62 1:39, PVAM 21 - SFA 14
 2nd 11:06 PVAM - Cooper, Deandre 39 yd pass from Lovelocke, Jerry (Barrick, Christopher kick), 8-93 2:32, PVAM 28 - SFA 14
 05:32 SFA - Mosley, Marquis 7 yd pass from Attaway, Brady (Wiggs, Jordan kick), 5-62 1:47, PVAM 28 - SFA 21
 02:50 SFA - Wiggs, Jordan 28 yd field goal, 4--1 1:27, PVAM 28 - SFA 24
 01:25 SFA - Ward, DJ 80 yd pass from Attaway, Brady (Wiggs, Jordan kick), 1-80 0:11, PVAM 28 - SFA 31
 00:11 PVAM - Gant, Patrick 6 yd pass from Lovelocke, Jerry (Barrick, Christopher kick), 8-73 1:11, PVAM 35 - SFA 31
 3rd 09:56 PVAM - Lovelocke, Jerry 3 yd run (Barrick, Christopher kick), 12-75 5:04, PVAM 42 - SFA 31
 06:51 SFA - Wiggs, Jordan 30 yd field goal, 11-62 3:05, PVAM 42 - SFA 34
 03:16 PVAM - Lovelocke, Jerry 4 yd run (Barrick, Christopher kick), 7-85 3:30, PVAM 49 - SFA 34
 4th 06:33 SFA - Thomas, Aaron 76 yd pass from Attaway, Brady (Wiggs, Jordan kick), 2-82 0:39, PVAM 49 - SFA 41
 02:52 PVAM - Brown, Courtney 41 yd run (Barrick, Christopher kick), 2-41 0:48, PVAM 56 - SFA 41
 01:43 SFA - Brooks, Mike 26 yd pass from Attaway, Brady (Wiggs, Jordan kick), 8-67 1:05, PVAM 56 - SFA 48

	PVAM	SFA
FIRST DOWNS.....	25	29
RUSHES-YARDS (NET).....	38-202	25-165
PASSING YDS (NET).....	380	662
Passes Att-Comp-Int.....	47-32-1	66-44-1
TOTAL OFFENSE PLAYS-YARDS.....	85-582	91-827
Fumble Returns-Yards.....	0-0	0-0
Punt Returns-Yards.....	0-0	4-68
Kickoff Returns-Yards.....	7-122	5-92
Interception Returns-Yards....	1-15	1-0
Punts (Number-Avg).....	9-44.6	3-42.7
Fumbles-Lost.....	0-0	4-4
Penalties-Yards.....	6-48	10-69
Possession Time.....	32:14	27:46
Third-Down Conversions.....	7 of 17	4 of 14
Fourth-Down Conversions.....	1 of 1	1 of 3
Red-Zone Scores-Chances.....	6-6	5-8
Sacks By: Number-Yards.....	0-0	1-5

RUSHING: Prairie View A&M-Brown, Courtney 8-89; Hebert, Johnta' 15-81; Lovelocke, Jerry 10-26; Dunlap, Gabe 2-8; Smiley, De'Auntre 3-minus 2. Stephen F. Austin-Johnson, Gus 18-179; Ford, Fred 3-8; Attaway, Brady 2-minus 7; West, Joshawa 2-minus 15.

PASSING: Prairie View A&M-Lovelocke, Jerry 32-47-1-380. Stephen F. Austin-Attaway, Brady 44-66-1-662.

RECEIVING: Prairie View A&M-Dunlap, Gabe 10-100; Brown, Courtney 5-28; Hebert, Johnta' 5-26; Cooper, Deandre 4-113; Gant, Patrick 3-11; Anderson, Jacoby 2-52; Idowu, Olatunde 1-40; Lasalle, Keylon 1-7; Thurmond, Greg 1-3. Stephen F. Austin-Thomas, Aaron 10-242; Boyd, Tyler 10-100; Ward, DJ 8-170; Brooks, Mike 7-91; Johnson, Gus 2-18; Mosley, Marquis 2-14; Ford, Fred 1-13; Cannon, Antonio 1-11; Cunigan, Steve 1-5; Lawson, Keith 1-0; West, Joshawa 1-minus 2.

Box Score (Final)

Alabama A&M vs Prairie View A&M (Sep 21, 2013 at Prairie View, Texas)

Score by Quarters	1	2	3	4	Score	
-----	--	--	--	--	-----	
Alabama A&M.....	12	0	0	14	- 26	Record: (1-3,1-1)
Prairie View A&M....	0	0	21	7	- 28	Record: (2-2,2-2)

Scoring Summary:

1st 02:48 AAMU - Scott, Barright 15 yd run (Ramon, Cesar kick failed), 6-92 3:19, AAMU 6 - PVAM 0
 00:30 AAMU - Eldemire, Brand 67 yd run (Ramon, Cesar kick failed), 2-82 0:38, AAMU 12 - PVAM 0
 3rd 11:37 PVAM - Smiley, De'Auntre 1 yd run (Barrick, Christopher kick), 10-57 3:23, AAMU 12 - PVAM 7
 08:24 PVAM - Smiley, De'Auntre 37 yd run (Barrick, Christopher kick), 3-45 0:55, AAMU 12 - PVAM 14
 02:54 PVAM - Brown, Courtney 26 yd pass from Lovelocke, Jerry (Barrick, Christopher kick), 8-80 3:01, AAMU 12 - PVAM 21
 4th 13:00 AAMU - Dorsey, Jonatha 13 yd pass from Lee, Jaymason (Puente, Jordan kick), 3-61 1:12, AAMU 19 - PVAM 21
 09:57 PVAM - Dunlap, Gabe 5 yd pass from Lovelocke, Jerry (Barrick, Christopher kick), 8-67 2:53, AAMU 19 - PVAM 28
 06:35 AAMU - Ross, Demario 9 yd pass from Lee, Jaymason (Puente, Jordan kick), 7-66 3:14, AAMU 26 - PVAM 28

	AAMU	PVAM
FIRST DOWNS.....	18	18
RUSHES-YARDS (NET).....	39-277	38-210
PASSING YDS (NET).....	224	148
Passes Att-Comp-Int.....	28-15-2	37-21-2
TOTAL OFFENSE PLAYS-YARDS.....	67-501	75-358
Fumble Returns-Yards.....	0-0	0-0
Punt Returns-Yards.....	0-0	2-13
Kickoff Returns-Yards.....	4-66	4-28
Interception Returns-Yards....	2-12	2-41
Punts (Number-Avg).....	7-29.4	7-43.6
Fumbles-Lost.....	0-0	1-0
Penalties-Yards.....	6-36	8-58
Possession Time.....	34:54	25:06
Third-Down Conversions.....	5 of 15	7 of 18
Fourth-Down Conversions.....	0 of 2	2 of 3
Red-Zone Scores-Chances.....	3-3	2-2
Sacks By: Number-Yards.....	1-6	1-5

RUSHING: Alabama A&M-Eldemire, Brand 9-154; Scott, Barright 23-125; Lee, Jaymason 7-minus 2. Prairie View A&M-Brown, Courtney 23-116; Hebert, Johnta' 5-41; Smiley, De'Auntre 5-32; Lovelocke, Jerry 3-11; Dunlap, Gabe 2-10.

PASSING: Alabama A&M-Lee, Jaymason 15-28-2-224. Prairie View A&M-Lovelocke, Jerry 21-36-1-148; Dunlap, Gabe 0-1-1-0; Smiley, De'Auntre 0-0-0-0.

RECEIVING: Alabama A&M-Smith, Montauri 7-100; Milton, G'Alonz 4-75; Upshaw, Toriono 1-18; Dorsey, Jonatha 1-13; Pride, Terrance 1-9; Ross, Demario 1-9. Prairie View A&M-Cooper, Deandre 5-27; Brown, Courtney 4-52; Dunlap, Gabe 4-28; Gant, Patrick 3-16; Hebert, Johnta' 3-minus 3; Anderson, Jacoby 2-28.

INTERCEPTIONS: Alabama A&M-Dagrin, David 1-12; Barnett, Lawren 1-0. Prairie View A&M-Metcalf, David 1-24; Gardiner, Desmond 1-17.

FUMBLES: Alabama A&M-None. Prairie View A&M-Brown, Courtney 1-0.

Stadium: Blackshear **Attendance:** 4712
Kickoff time: 6 p.m. **End of Game:** 9 p.m. **Total elapsed time:** 3 hours
Officials: Referee: Michael Marsh; Umpire: Clifton Eley; Linesman: Mark Bailey;
Line judge: Quentin Givens; **Back judge:** Gregory Newman; **Field judge:** Curtis Lowe;
Side judge: Eric Steen; **Scorer:** PV SID;
Temperature: 84 deg **Wind:** 7 MPH **Weather:** Sunny

Box Score (Final)

Prairie View A&M vs Southern U. (Sep 14, 2013 at Baton Rouge, La.)

Score by Quarters	1	2	3	4	OT	Score	
Prairie View A&M....	7	21	7	14	10	- 59	Record: (1-2,1-1)
Southern U.....	7	6	7	29	13	- 62	Record: (1-2,1-0)

Scoring Summary:

1st 11:59 PVAM - Hebert, Johnta' 3 yd run (Barrick, Christopher kick), 11-74 3:01, PVAM 7 - SUBR 0
 08:05 SUBR - Jones, M. 38 yd pass from Joseph, D. (Pittman, G kick), 12-80 3:46, PVAM 7 - SUBR 7
 2nd 12:09 PVAM - Hebert, Johnta' 2 yd run (Barrick, Christopher kick), 10-80 3:35, PVAM 14 - SUBR 7
 06:45 PVAM - Dunlap, Gabe 6 yd pass from Lovelocke, Jerry (Barrick, Christopher kick), 8-80 2:08, PVAM 21 - SUBR 7
 02:47 SUBR - Tillery, L. 33 yd run (Pittman, G kick failed), 3-42 0:47, PVAM 21 - SUBR 13
 00:15 PVAM - Brown, Courtney 1 yd run (Barrick, Christopher kick), 12-50 2:31, PVAM 28 - SUBR 13
 3rd 01:47 PVAM - Brown, Courtney 4 yd run (Barrick, Christopher kick), 13-97 4:12, PVAM 35 - SUBR 13
 00:00 SUBR - Tillery, L. 2 yd run (Pittman, G kick), 5-25 1:36, PVAM 35 - SUBR 20
 4th 11:12 SUBR - Tillery, L. 13 yd run (Pittman, G kick), 7-55 2:43, PVAM 35 - SUBR 27
 07:21 SUBR - Doss, L. 25 yd pass from Joseph, D. (Coleman, B. pass from Joseph, D.), 7-67 2:29, PVAM 35 - SUBR 35
 05:44 PVAM - Lovelocke, Jerry 2 yd run (Barrick, Christopher kick), 5-75 1:37, PVAM 42 - SUBR 35
 04:13 SUBR - Doss, L. 7 yd pass from Joseph, D. (Pittman, G kick), 4-74 1:24, PVAM 42 - SUBR 42
 02:40 PVAM - Hebert, Johnta' 41 yd run (Barrick, Christopher kick), 5-93 1:25, PVAM 49 - SUBR 42
 00:50 SUBR - Quinn, W. 11 yd pass from Joseph, D. (Pittman, G kick), 6-67 1:45, PVAM 49 - SUBR 49
 OT 00:00 SUBR - Talbert, N. 10 yd pass from Joseph, D. (Pittman, G kick), 16-0 0:00, PVAM 49 - SUBR 56
 00:00 PVAM - Brown, Courtney 12 yd run (Barrick, Christopher kick), 16-0 0:00, PVAM 56 - SUBR 56
 00:00 PVAM - Barrick, Christopher 25 yd field goal, 16-0 0:00, PVAM 59 - SUBR 56
 00:00 SUBR - Doss, L. 24 yd pass from Joseph, D., 16-0 0:00, PVAM 59 - SUBR 62

	PVAM	SUBR
FIRST DOWNS.....	35	28
RUSHES-YARDS (NET).....	63-419	42-145
PASSING YDS (NET).....	353	480
Passes Att-Comp-Int.....	43-32-0	48-30-0
TOTAL OFFENSE PLAYS-YARDS.....	106-772	90-625
Fumble Returns-Yards.....	0-0	0-0
Punt Returns-Yards.....	0-0	2-8
Kickoff Returns-Yards.....	6-125	6-150
Interception Returns-Yards....	0-0	0-0
Punts (Number-Avg).....	3-44.0	5-37.2
Fumbles-Lost.....	3-2	2-1
Penalties-Yards.....	15-133	5-66
Possession Time.....	30:29	29:22
Third-Down Conversions.....	11 of 17	9 of 18
Fourth-Down Conversions.....	1 of 1	3 of 3
Red-Zone Scores-Chances.....	6-7	6-6
Sacks By: Number-Yards.....	4-25	0-0

RUSHING: Prairie View A&M-Brown, Courtney 32-224; Hebert, Johnta' 22-153; Lovelocke, Jerry 5-28; Castillo, Levon 2-7; Smiley, De'Auntre 2-7. Southern U.-Tillery, L. 17-75; Coleman, D. 11-34; Doss, L. 1-33; Quinn, W. 3-13; TEAM 1-minus 1; Joseph, D. 9-minus 9.

PASSING: Prairie View A&M-Lovelocke, Jerry 32-43-0-353. Southern U.-Joseph, D. 30-48-0-480.

RECEIVING: Prairie View A&M-Dunlap, Gabe 8-83; Cooper, Deandre 7-55; Hebert, Johnta' 7-50; Brown, Courtney 3-83; Anderson, Jacoby 3-39; Thurmond, Greg 1-16; Primes, Robert 1-13; Moore, Skyler 1-9; Gant, Patrick 1-5. Southern U.-Doss, L. 9-214; Quinn, W. 4-74; Jones, M. 4-53; Altman, S. 4-47; Talbert, N. 2-17; Tillery, L. 2-16; Waddel, W. 1-30; Mitchell, L. 1-13; Coleman, B. 1-8; Coleman,

Box Score (Final)

Prairie View A&M vs Texas State (Sep 07, 2013 at San Marcos, Texas)

Score by Quarters	1	2	3	4	Score	
Prairie View A&M....	0	0	3	0	- 3	Record: (1-1,1-0)
Texas State.....	14	7	7	0	- 28	Record: (2-0)

Scoring Summary:

1st 09:49 TXST - Nutall, Chris 4 yd run (Johnson, Will kick), 8-67 4:19, PVAM 0 - TXST 7
 02:19 TXST - Lowe, Robert 1 yd run (Johnson, Will kick), 10-61 5:52, PVAM 0 - TXST 14
 2nd 05:06 TXST - Nutall, Chris 77 yd run (Johnson, Will kick), 1-77 0:14, PVAM 0 - TXST 21
 3rd 05:29 PVAM - Barrick, Christopher 47 yd field goal, 5-17 0:54, PVAM 3 - TXST 21
 00:58 TXST - Franks, T 8 yd run (Johnson, Will kick), 9-67 4:24, PVAM 3 - TXST 28

	PVAM	TXST
FIRST DOWNS.....	18	21
RUSHES-YARDS (NET).....	25-55	43-242
PASSING YDS (NET).....	192	166
Passes Att-Comp-Int.....	42-26-0	27-17-0
TOTAL OFFENSE PLAYS-YARDS.....	67-247	70-408
Fumble Returns-Yards.....	0-0	0-0
Punt Returns-Yards.....	1-24	2-26
Kickoff Returns-Yards.....	1-31	2-55
Interception Returns-Yards....	0-0	0-0
Punts (Number-Avg).....	5-41.8	5-39.6
Fumbles-Lost.....	1-1	2-0
Penalties-Yards.....	8-59	11-86
Possession Time.....	21:48	38:12
Third-Down Conversions.....	5 of 14	8 of 16
Fourth-Down Conversions.....	1 of 3	1 of 1
Red-Zone Scores-Chances.....	0-3	3-3
Sacks By: Number-Yards.....	4-14	2-9

RUSHING: Prairie View A&M-Hebert, Johnta' 10-25; Brown, Courtney 7-20; Smiley, De'Auntre 5-14; Team 2-minus 2; Curry, Josh 1-minus 2. Texas State-Nutall, Chris 8-132; Franks, T 9-30; Best, C.J. 4-27; Lowe, Robert 5-23; Gilmore, M 1-18; Moore, Jordan 7-16; Arndt, Tyler 8-12; TEAM 1-minus 16.

PASSING: Prairie View A&M-Lovelocke, Jerry 16-27-0-119; Smiley, De'Auntre 10-15-0-73. Texas State-Arndt, Tyler 14-21-0-147; Moore, Jordan 3-6-0-19.

RECEIVING: Prairie View A&M-Cooper, Deandre 8-79; Anderson, Jacoby 5-38; Hebert, Johnta' 4-14; Dunlap, Gabe 3-11; Thurmond, Greg 2-25; Gant, Patrick 2-14; Primes, Robert 1-7; Brown, Courtney 1-4. Texas State-Miller, Bradley 3-49; Battle, Isaiah 3-31; Smith, Brandon 3-29; Erickson, Andy 3-18; Lowe, Robert 2-9; Ijah, Ben 1-16; Franks, T 1-9; Garrey, Ryan 1-5.

INTERCEPTIONS: Prairie View A&M-None. Texas State-None.

FUMBLES: Prairie View A&M-Smiley, De'Auntre 1-1. Texas State-TEAM 1-0; Moore, Jordan 1-0.

Stadium: Bobcat Stadium Attendance: 20136

Kickoff time: 6:05 pm End of Game: 9:03 Total elapsed time: 2:58

Officials: Referee: Jeff Hilyer; Umpire: Tyrone Blanks; Linesman: Mark Bailey; Line judge: Terry Allgeier; Back judge: John Baden; Field judge: Fred Wiedower; Side judge: Tom McCarter; Scorer: Michael Prowell;

Temperature: 83 Wind: Gust 26 Weather: Mostly cloudy skies

Prairie View A&M Panther Football

Prairie View A&M Overall Team Statistics (as of Oct 23, 2013)

All games

TEAM STATISTICS	PVAM	OPP
SCORING.....	307	242
Points Per Game.....	38.4	30.2
FIRST DOWNS.....	206	174
Rushing.....	82	74
Passing.....	112	92
Penalty.....	12	8
RUSHING YARDAGE.....	1504	1512
Yards gained rushing.....	1639	1834
Yards lost rushing.....	135	322
Rushing Attempts.....	318	307
Average Per Rush.....	4.7	4.9
Average Per Game.....	188.0	189.0
TDs Rushing.....	22	17
PASSING YARDAGE.....	2487	2255
Att-Comp-Int.....	358-243-6	299-166-9
Average Per Pass.....	6.9	7.5
Average Per Catch.....	10.2	13.6
Average Per Game.....	310.9	281.9
TDs Passing.....	18	15
TOTAL OFFENSE.....	3991	3767
Total Plays.....	676	606
Average Per Play.....	5.9	6.2
Average Per Game.....	498.9	470.9
KICK RETURNS: #-YARDS.....	28-531	36-782
PUNT RETURNS: #-YARDS.....	15-131	10-120
INT RETURNS: #-YARDS.....	9-129	6-12
KICK RETURN AVERAGE.....	19.0	21.7
PUNT RETURN AVERAGE.....	8.7	12.0
INT RETURN AVERAGE.....	14.3	2.0
FUMBLES-LOST.....	12-8	20-12
PENALTIES-YARDS.....	75-632	70-551
Average Per Game.....	79.0	68.9
PUNTS-YARDS.....	44-1813	49-1925
Average Per Punt.....	41.2	39.3
Net punt average.....	34.5	33.0
TIME OF POSSESSION/GAME.....	29:17	30:42
3RD-DOWN CONVERSIONS.....	64/132	48/126
3rd-Down Pct.....	48%	38%
4TH-DOWN CONVERSIONS.....	7/13	8/15
4th-Down Pct.....	54%	53%
SACKS BY-YARDS.....	18-115	9-55
MISC YARDS.....	39	8
TOUCHDOWNS SCORED.....	42	33
FIELD GOALS-ATTEMPTS.....	4-10	5-9
ON-SIDE KICKS.....	0-0	0-0
RED-ZONE SCORES.....	33-42 79%	25-31 81%
RED-ZONE TOUCHDOWNS.....	31-42 74%	20-31 65%
PAT-ATTEMPTS.....	41-41 100%	27-30 90%
ATTENDANCE.....	16712	77237
Games/Avg Per Game.....	2/8356	5/15447
Neutral Site Games.....		1/27745

SCORE BY QUARTERS	1st	2nd	3rd	4th	OT	Total
Prairie View A&M....	72	70	96	59	10	- 307
Opponents.....	71	50	31	71	19	- 242

Prairie View A&M Panther Football
Prairie View A&M Overall Individual Statistics (as of Oct 23, 2013)
All games

RUSHING	GP-GS	Att	Gain	Loss	Net	Avg	TD	Long	Avg/G
Brown, Courtney	8-1	120	741	44	697	5.8	7	49	87.1
Hebert, Johnta'	8-7	91	447	6	441	4.8	4	41	55.1
Lovelocke, Jerry	8-7	46	184	51	133	2.9	6	12	16.6
Smiley, De'Auntre	7-0	28	129	27	102	3.6	4	37	14.6
Anderson, Fred	3-0	10	73	0	73	7.3	0	14	24.3
Castillo, Levon	8-0	10	42	0	42	4.2	1	17	5.2
Dunlap, Gabe	7-5	4	21	3	18	4.5	0	12	2.6
Gant, Patrick	8-1	1	2	0	2	2.0	0	2	0.2
Curry, Josh	4-2	1	0	2	-2	-2.0	0	0	-0.5
Team	6-0	7	0	2	-2	-0.3	0	0	-0.3
Total.....	8	318	1639	135	1504	4.7	22	49	188.0
Opponents.....	8	307	1834	322	1512	4.9	17	80	189.0

PASSING	GP-GS	Effc	Cmp-Att-Int	Pct	Yds	TD	Lng	Avg/G
Lovelocke, Jerry	8-7	138.98	212-317-3	66.9	2203	15	73	275.4
Smiley, De'Auntre	7-0	153.22	30-39-2	76.9	284	3	34	40.6
Dunlap, Gabe	7-5	-50.00	1-2-1	50.0	0	0	0	0.0
Total.....	8	139.47	243-358-6	67.9	2487	18	73	310.9
Opponents.....	8	129.40	166-299-9	55.5	2255	15	80	281.9

RECEIVING	GP-GS	No.	Yds	Avg	TD	Long	Avg/G
Cooper, Deandre	8-7	59	650	11.0	5	39	81.2
Dunlap, Gabe	7-5	37	296	8.0	3	36	42.3
Brown, Courtney	8-1	35	375	10.7	4	64	46.9
Anderson, Jacoby	8-4	34	402	11.8	1	28	50.2
Hebert, Johnta'	8-7	28	189	6.8	0	53	23.6
Gant, Patrick	8-1	25	255	10.2	3	73	31.9
Thurmond, Greg	7-7	11	152	13.8	1	29	21.7
Primes, Robert	5-0	5	51	10.2	0	14	10.2
Pitre, Nick	3-0	3	43	14.3	1	20	14.3
Lasalle, Keylon	7-0	2	5	2.5	0	7	0.7
Idowu, Olatunde	4-0	1	40	40.0	0	40	10.0
Anderson, Fred	3-0	1	12	12.0	0	12	4.0
Moore, Skyler	6-0	1	9	9.0	0	9	1.5
Hartaway, Keith	6-0	1	8	8.0	0	8	1.3
Total.....	8	243	2487	10.2	18	73	310.9
Opponents.....	8	166	2255	13.6	15	80	281.9

PUNT RETURNS	No.	Yds	Avg	TD	Long
Dunlap, Gabe	9	106	11.8	0	34
Wiltz, Anthony	4	43	10.8	0	34
Gant, Patrick	2	-18	-9.0	0	7
Total.....	15	131	8.7	0	34
Opponents.....	10	120	12.0	0	39

INTERCEPTIONS	No.	Yds	Avg	TD	Long
Metcalf, David	2	24	12.0	0	24
Grant, Adrien	1	13	13.0	0	13
Howard, Jerome	1	23	23.0	1	23
Gardiner, Desmond	1	17	17.0	0	17
Brown II, Foster	1	37	37.0	0	37
Jackson, Robert	1	0	0.0	0	0
Raheem Cardwell	1	15	15.0	0	15
Obi, Chuck	1	0	0.0	0	0
Total.....	9	129	14.3	1	37
Opponents.....	6	12	2.0	0	12

KICK RETURNS	No.	Yds	Avg	TD	Long
Hebert, Johnta'	24	515	21.5	0	63
Brown, Courtney	2	16	8.0	0	15
Barreda, Walter	1	0	0.0	0	0
McCord, Allen	1	0	0.0	0	0
Total.....	28	531	19.0	0	63
Opponents.....	36	782	21.7	0	68

FUMBLE RETURNS	No.	Yds	Avg	TD	Long
Bryant, Jamespaul	1	64	64.0	1	64
Obi, Chuck	1	18	18.0	0	18
Total.....	2	82	41.0	1	64
Opponents.....	1	40	40.0	1	40

Prairie View A&M Panther Football
Prairie View A&M Overall Individual Statistics (as of Oct 23, 2013)
All games

SCORING	----- PATs -----								
	TD	FGs	Kick	Rush	Rcv	Pass	DXP	Saf	Points
Brown, Courtney	11	0-0	0-0	0-0	0	0-0	0	0	66
Barrick, Christopher	0	4-10	40-40	0-0	0	0-0	0	0	52
Lovelocke, Jerry	6	0-0	0-0	0-0	0	0-0	0	0	36
Cooper, Deandre	5	0-0	0-0	0-0	0	0-0	0	0	30
Smiley, De'Auntre	4	0-0	0-0	0-0	0	0-0	0	0	24
Hebert, Jhnta'	4	0-0	0-0	0-0	0	0-0	0	0	24
Gant, Patrick	3	0-0	0-0	0-0	0	0-0	0	0	18
Dunlap, Gabe	3	0-0	0-0	0-0	0	0-0	0	0	18
Castillo, Levon	1	0-0	0-0	0-0	0	0-0	0	0	6
Anderson, Jacoby	1	0-0	0-0	0-0	0	0-0	0	0	6
Pitre, Nick	1	0-0	0-0	0-0	0	0-0	0	0	6
Thurmond, Greg	1	0-0	0-0	0-0	0	0-0	0	0	6
Howard, Jerome	1	0-0	0-0	0-0	0	0-0	0	0	6
Bryant, Jamespaul	1	0-0	0-0	0-0	0	0-0	0	0	6
Team	0	0-0	0-0	0-0	0	0-0	0	1	2
Cordova, Raymundo	0	0-0	1-1	0-0	0	0-0	0	0	1
Smith, Amir	0	0-0	0-0	0-1	0	0-0	0	0	0
Total.....	42	4-10	41-41	0-1	0	0-0	0	1	307
Opponents.....	33	5-9	27-30	0-0	1	1-1	0	0	242

TOTAL OFFENSE	G	Plays	Rush	Pass	Total	Avg/G
Lovelocke, Jerry	8	363	133	2203	2336	292.0
Brown, Courtney	8	120	697	0	697	87.1
Hebert, Jhnta'	8	91	441	0	441	55.1
Smiley, De'Auntre	7	67	102	284	386	55.1
Anderson, Fred	3	10	73	0	73	24.3
Castillo, Levon	8	10	42	0	42	5.2
Dunlap, Gabe	7	6	18	0	18	2.6
Gant, Patrick	8	1	2	0	2	0.2
Curry, Josh	4	1	-2	0	-2	-0.5
Team	6	7	-2	0	-2	-0.3
Total.....	8	676	1504	2487	3991	498.9
Opponents.....	8	606	1512	2255	3767	470.9

FIELD GOALS	FGM-FGA	Pct	01-19	20-29	30-39	40-49	50-99	Lg	Blk
Barrick, C.	4-10	40.0	0-0	2-3	1-5	1-1	0-1	47	1

FG SEQUENCE	Prairie View A&M	OPPONENTS
Texas Southern Tiger	36,(37)	(18),(34)
Texas State	32,(47)	64,54
Southern U.	33,50,(25)	-
Alabama A&M	-	-
Stephen F. Austin	-	(28),(30)
Grambling State	(23)	(33),20
Alabama State	25,36	47
Mississippi Valley	-	-

PUNTING	No.	Yds	Avg	Long	TB	FC	I20	Blkd
Jatzlau, Travis	44	1813	41.2	58	7	13	9	0
Total.....	44	1813	41.2	58	7	13	9	0
Opponents.....	49	1925	39.3	66	7	1	12	1

KICKOFFS	No.	Yds	Avg	TB	OB	Retn	Net	YdLn
Cottingham, Michael	45	2674	59.4	10	2			
Barrick, Christopher	7	370	52.9	1	0			
Total.....	52	3044	58.5	11	2	782	38.2	26
Opponents.....	44	2435	55.3	11	2	531	37.0	27

Numbers in (parentheses) indicate field goal was made.

Prairie View A&M Panther Football
Prairie View A&M Overall Individual Statistics (as of Oct 23, 2013)
All games

ALL PURPOSE	G	Rush	Rec	PR	KOR	IR	Tot	Avg/G
Hebert, Johnta'	8	441	189	0	515	0	1145	143.1
Brown, Courtney	8	697	375	0	16	0	1088	136.0
Cooper, Deandre	8	0	650	0	0	0	650	81.2
Dunlap, Gabe	7	18	296	106	0	0	420	60.0
Anderson, Jacoby	8	0	402	0	0	0	402	50.2
Gant, Patrick	8	2	255	-18	0	0	239	29.9
Thurmond, Greg	7	0	152	0	0	0	152	21.7
Lovelocke, Jerry	8	133	0	0	0	0	133	16.6
Smiley, De'Auntre	7	102	0	0	0	0	102	14.6
Anderson, Fred	3	73	12	0	0	0	85	28.3
Primes, Robert	5	0	51	0	0	0	51	10.2
Wiltz, Anthony	2	0	0	43	0	0	43	21.5
Pitre, Nick	3	0	43	0	0	0	43	14.3
Castillo, Levon	8	42	0	0	0	0	42	5.2
Idowu, Olatunde	4	0	40	0	0	0	40	10.0
Brown II, Foster	8	0	0	0	0	37	37	4.6
Metcalf, David	6	0	0	0	0	24	24	4.0
Howard, Jerome	8	0	0	0	0	23	23	2.9
Gardiner, Desmond	6	0	0	0	0	17	17	2.8
Raheem Cardwell	8	0	0	0	0	15	15	1.9
Grant, Adrien	4	0	0	0	0	13	13	3.2
Moore, Skyler	6	0	9	0	0	0	9	1.5
Hartaway, Keith	6	0	8	0	0	0	8	1.3
Lasalle, Keylon	7	0	5	0	0	0	5	0.7
Team	6	-2	0	0	0	0	-2	-0.3
Curry, Josh	4	-2	0	0	0	0	-2	-0.5
Total.....	8	1504	2487	131	531	129	4782	597.8
Opponents.....	8	1512	2255	120	782	12	4681	585.1

Prairie View A&M Panther Football

Prairie View A&M Overall Defensive Statistics (as of Oct 23, 2013)

All games

DEFENSIVE LEADERS	GP	-----Tackles-----			TFL/Yds	-Sacks-	---Pass Def---			-Fumbles-	Blkd		
		Solo	Ast	Total			No-Yds	Int-Yds	BrUp		QBH	Rcv-Yds	FF
11 Raheem Cardwell	8	46	33	79	6.0-23	1.5-9	1-15	.	.	1-0	1	.	.
40 Howard, Jerome	8	25	34	59	12.5-51	3.5-15	1-23	3	2	1-0	2	.	.
55 Obi, Chuck	8	15	39	54	3.0-7	.	1-0	3	1	2-18	1	.	.
24 Brown II, Foster	8	31	11	42	2.5-6	.	1-37	4	.	.	1	.	.
34 Holley, Joshua	8	20	21	41	1.5-4	0.5-3	.	4	.	1-0	.	.	.
15 Bryant, Jamespaul	8	21	19	40	3.5-19	2.0-15	.	2	2	2-64	.	.	.
22 Gardiner, Desmond	6	19	10	29	2.0-12	1.0-6	1-17	2
31 Jackson, Robert	8	15	13	28	.	.	1-0	.	.	.	1	.	.
90 Porotesano, Liki	8	7	19	26	4.0-9	0.5-2	.	.	4
97 Daniels, Michael	8	9	16	25	3.0-10	1.0-5	.	.	1
20 Metcalf, David	6	9	12	21	.	.	2-24	1	.	1-0	1	.	.
98 Patterson-Ramsey, Da	7	2	15	17	2.0-14	1.5-14	.	.	1
10 Smith, Amir	7	8	9	17	5.0-36	1.5-13	.	1	2	.	2	.	.
29 Johnson, Deitrich	5	8	9	17
92 Newton, Brock	6	6	9	15	2.0-11	1.0-8	.	.	2	.	1	.	.
53 Brownell, Danny	6	7	8	15	2.0-1
39 Maxwell II, Kenneth	3	8	5	13	1.5-6	.	.	2
99 Williamson, Meshak	8	3	10	13	2.0-3	2.0-1	.	.	.	2-0	.	.	.
47 Castillo, Levon	8	8	4	12	1	.
48 Mordi, Ekene	5	6	4	10	0.5-0	2	.	.
30 Alston, Korey	4	2	6	8	1	.	1	1	.
41 Lambert, Kurt	4	3	4	7	1.0-2
50 Dennis, Josh	6	3	3	6	0.5-7	0.5-7
5 Mitchell-Aja, Malcol	3	1	2	3	0.5-7	0.5-7	.	1
52 Lancelin, Delas	4	2	1	3
42 Hartaway, Keith	6	1	2	3
23 Grant, Adrien	4	1	1	2	.	.	1-13
32 Lasalle, Keylon	7	2	.	2
65 Townsend, Archiel	2	1	1	2
12 Cottingham, Michael	8	1	1	2
1 Cooper, Deandre	8	2	.	2
TM Team	6	1	.	1	1-0	.	.	1
49 Curry, Josh	4	1	.	1
17 Barrick, Christopher	8	1	.	1
25 Meighan, Stephan	3	.	1	1
91 Nduka, Chima	1	1	.	1
54 Medina, Brandon	1	1	.	1
57 Hamilton, Jeron	2	.	1	1
86 Moore, Skyler	6	1	.	1
60 Arredondo, JR	1	1	.	1
33 McCord, Allen	4	.	1	1
38 Reed, Tevin	1	1-0	.	.	.
85 Primes, Robert	5	1
Total.....	8	299	324	623	55-228	18-115	9-129	24	16	12-82	13	2	1
Opponents.....	8	338	401	739	46-134	9-55	6-12	21	5	8-40	8	1	.

Prairie View A&M Panther Football

Prairie View A&M Combined Team Statistics (as of Oct 23, 2013)

All games

RECORD:	OVERALL	HOME	AWAY	NEUTRAL
ALL GAMES.....	(5-3-0)	(2-0-0)	(2-3-0)	(1-0-0)
CONFERENCE.....	(4-2-0)	(2-0-0)	(1-2-0)	(1-0-0)
NON-CONFERENCE.....	(1-1-0)	(0-0-0)	(1-1-0)	(0-0-0)

DATE	OPPONENT	W/L	SCORE	ATTEND
*Aug 31, 2013	at Texas Southern Tiger	W	37-13	18361
Sep 07, 2013	at Texas State	L	3-28	20136
*Sep 14, 2013	at Southern U.	LOT	59-62	14586
*Sep 21, 2013	ALABAMA A&M	W	28-26	4712
Sep 28, 2013	at Stephen F. Austin	W	56-48	12329
*Oct 05, 2013	vs Grambling State	W	31-3	27745
*Oct 12, 2013	at Alabama State	LOT	42-48	11825
*Oct 19, 2013	MISSISSIPPI VALLEY	W	51-14	12000

RUSHING	GP-GS	Att	Gain	Loss	Net	Avg	TD	Long	Avg/G
Brown, Courtney	8-1	120	741	44	697	5.8	7	49	87.1
Hebert, Johnnta'	8-7	91	447	6	441	4.8	4	41	55.1
Lovelocke, J.	8-7	46	184	51	133	2.9	6	12	16.6
Smiley, D.	7-0	28	129	27	102	3.6	4	37	14.6
Anderson, Fred	3-0	10	73	0	73	7.3	0	14	24.3
Castillo, Levon	8-0	10	42	0	42	4.2	1	17	5.2
Dunlap, Gabe	7-5	4	21	3	18	4.5	0	12	2.6
Gant, Patrick	8-1	1	2	0	2	2.0	0	2	0.2
Curry, Josh	4-2	1	0	2	-2	-2.0	0	0	-0.5
Team	6-0	7	0	2	-2	-0.3	0	0	-0.3
Total.....	8	318	1639	135	1504	4.7	22	49	188.0
Opponents.....	8	307	1834	322	1512	4.9	17	80	189.0

PASSING	GP-GS	Effic	Cmp-Att-Int	Pct	Yds	TD	Lng	Avg/G
Lovelocke, J.	8-7	138.98	212-317-3	66.9	2203	15	73	275.4
Smiley, D.	7-0	153.22	30-39-2	76.9	284	3	34	40.6
Dunlap, Gabe	7-5	-50.00	1-2-1	50.0	0	0	0	0.0
Total.....	8	139.47	243-358-6	67.9	2487	18	73	310.9
Opponents.....	8	129.40	166-299-9	55.5	2255	15	80	281.9

RECEIVING	GP-GS	No.	Yds	Avg	TD	Long	Avg/G
Cooper, Deandre	8-7	59	650	11.0	5	39	81.2
Dunlap, Gabe	7-5	37	296	8.0	3	36	42.3
Brown, Courtney	8-1	35	375	10.7	4	64	46.9
Anderson, J.	8-4	34	402	11.8	1	28	50.2
Hebert, Johnnta'	8-7	28	189	6.8	0	53	23.6
Gant, Patrick	8-1	25	255	10.2	3	73	31.9
Thurmond, Greg	7-7	11	152	13.8	1	29	21.7
Primes, Robert	5-0	5	51	10.2	0	14	10.2
Pitre, Nick	3-0	3	43	14.3	1	20	14.3
Lasalle, Keylon	7-0	2	5	2.5	0	7	0.7
Idowu, Olatunde	4-0	1	40	40.0	0	40	10.0
Anderson, Fred	3-0	1	12	12.0	0	12	4.0
Moore, Skyler	6-0	1	9	9.0	0	9	1.5
Hartaway, Keith	6-0	1	8	8.0	0	8	1.3
Total.....	8	243	2487	10.2	18	73	310.9
Opponents.....	8	166	2255	13.6	15	80	281.9

FIELD GOALS	FGM-FGA	Pct	01-19	20-29	30-39	40-49	50-99	Lg	Blk
Barrick, C.	4-10	40.0	0-0	2-3	1-5	1-1	0-1	47	1

|----- PATs -----|

SCORING	TD	FGs	Kick	Rush	Rcv	Pass	DXP	Saf	Points
Brown, Courtney	11	0-0	0-0	0-0	0	0-0	0	0	66
Barrick, C.	0	4-10	40-40	0-0	0	0-0	0	0	52
Lovelocke, J.	6	0-0	0-0	0-0	0	0-0	0	0	36
Cooper, Deandre	5	0-0	0-0	0-0	0	0-0	0	0	30
Smiley, D.	4	0-0	0-0	0-0	0	0-0	0	0	24
Hebert, Johnnta'	4	0-0	0-0	0-0	0	0-0	0	0	24
Gant, Patrick	3	0-0	0-0	0-0	0	0-0	0	0	18
Dunlap, Gabe	3	0-0	0-0	0-0	0	0-0	0	0	18
Howard, Jerome	1	0-0	0-0	0-0	0	0-0	0	0	6
Pitre, Nick	1	0-0	0-0	0-0	0	0-0	0	0	6
Thurmond, Greg	1	0-0	0-0	0-0	0	0-0	0	0	6
Anderson, J.	1	0-0	0-0	0-0	0	0-0	0	0	6
Castillo, Levon	1	0-0	0-0	0-0	0	0-0	0	0	6
Bryant, J.	1	0-0	0-0	0-0	0	0-0	0	0	6
Team	0	0-0	0-0	0-0	0	0-0	0	1	2

TEAM STATISTICS	PVAM	OPP
FIRST DOWNS.....	206	174
Rushing.....	82	74
Passing.....	112	92
Penalty.....	12	8
RUSHING YARDAGE.....	1504	1512
Yards gained rushing...	1639	1834
Yards lost rushing....	135	322
Rushing Attempts.....	318	307
Average Per Rush.....	4.7	4.9
Average Per Game.....	188.0	189.0
TDs Rushing.....	22	17
PASSING YARDAGE.....	2487	2255
Att-Comp-Int.....	358-243-6	299-166-9
Average Per Pass.....	6.9	7.5
Average Per Catch.....	10.2	13.6
Average Per Game.....	310.9	281.9
TDs Passing.....	18	15
TOTAL OFFENSE.....	3991	3767
Total Plays.....	676	606
Average Per Play.....	5.9	6.2
Average Per Game.....	498.9	470.9
KICK RETURNS: #-YARDS....	28-531	36-782
PUNT RETURNS: #-YARDS....	15-131	10-120
INT RETURNS: #-YARDS....	9-129	6-12
FUMBLES-LOST.....	12-8	20-12
PENALTIES-YARDS.....	75-632	70-551
PUNTS-AVG.....	44-41.2	49-39.3
TIME OF POSSESSION/GAME..	29:17	30:42
3RD-DOWN CONVERSIONS.....	64/132	48/126
4TH-DOWN CONVERSIONS....	7/13	8/15

INTERCEPTIONS	No.	Yds	Avg	TD	Long
Metcalf, David	2	24	12.0	0	24
Jackson, Robert	1	0	0.0	0	0
Howard, Jerome	1	23	23.0	1	23
Cardwell, R.	1	15	15.0	0	15
Brown II, F.	1	37	37.0	0	37
Grant, Adrien	1	13	13.0	0	13
Obi, Chuck	1	0	0.0	0	0
Gardiner, D.	1	17	17.0	0	17
Total.....	9	129	14.3	1	37
Opponents.....	6	12	2.0	0	12

PUNTING	No.	Yds	Avg	Long	TB	FC	I20	Blkd
Jatzlau, Travis	44	1813	41.2	58	7	13	9	0
Total.....	44	1813	41.2	58	7	13	9	0
Opponents.....	49	1925	39.3	66	7	1	12	1

PUNT RETURNS	No.	Yds	Avg	TD	Long
Dunlap, Gabe	9	106	11.8	0	34
Wiltz, Anthony	4	43	10.8	0	34
Gant, Patrick	2	-18	-9.0	0	7
Total.....	15	131	8.7	0	34
Opponents.....	10	120	12.0	0	39

KICK RETURNS	No.	Yds	Avg	TD	Long
Hebert, Johnnta'	24	515	21.5	0	63
Brown, Courtney	2	16	8.0	0	15
McCord, Allen	1	0	0.0	0	0
Barreda, Walter	1	0	0.0	0	0
Total.....	28	531	19.0	0	63
Opponents.....	36	782	21.7	0	68

ALL PURPOSE	G	Rush	Rec	PR	KOR	IR	Tot	Avg/G
Hebert, Johnnta'	8	441	189	0	515	0	1145	143.1
Brown, Courtney	8	697	375	0	16	0	1088	136.0
Cooper, Deandre	8	0	650	0	0	0	650	81.2
Dunlap, Gabe	7	18	296	106	0	0	420	60.0
Anderson, J.	8	0	402	0	0	0	402	50.2

Prairie View A&M Panther Football
 Prairie View A&M Game Superlatives (as of Oct 23, 2013)
 All games

INDIVIDUAL GAME HIGHS

Rushes.....	32	Brown, Courtney at Southern U. (Sep 14, 2013)
Yards Rushing.....	224	Brown, Courtney at Southern U. (Sep 14, 2013)
TD Rushes.....	3	Hebert, Johnta' at Southern U. (Sep 14, 2013)
		Brown, Courtney at Southern U. (Sep 14, 2013)
		Lovelocke, Jerry at Stephen F. Austin (Sep 28, 2013)
Long Rush.....	49	Brown, Courtney vs Alabama A&M (Sep 21, 2013)
Pass attempts.....	62	Lovelocke, Jerry at Alabama State (Oct 12, 2013)
Pass completions....	42	Lovelocke, Jerry at Alabama State (Oct 12, 2013)
Yards Passing.....	533	Lovelocke, Jerry at Alabama State (Oct 12, 2013)
TD Passes.....	4	Lovelocke, Jerry at Stephen F. Austin (Sep 28, 2013)
		Lovelocke, Jerry at Alabama State (Oct 12, 2013)
Long Pass.....	73	Lovelocke, Jerry at Alabama State (Oct 12, 2013)
Receptions.....	11	Anderson, Jacoby at Alabama State (Oct 12, 2013)
Yards Receiving.....	152	Anderson, Jacoby at Alabama State (Oct 12, 2013)
TD Receptions.....	3	Cooper, Deandre vs Mississippi Valley (Oct 19, 2013)
Long Reception.....	73	Gant, Patrick at Alabama State (Oct 12, 2013)
Field Goals.....	1	Barrick, Christopher at Texas Southern Tiger (Aug 31, 2013)
		Barrick, Christopher at Texas State (Sep 07, 2013)
		Barrick, Christopher at Southern U. (Sep 14, 2013)
		Barrick, Christopher vs Grambling State (Oct 05, 2013)
Long Field Goal.....	47	Barrick, Christopher at Texas State (Sep 07, 2013)
Punts.....	9	Jatzlau, Travis at Stephen F. Austin (Sep 28, 2013)
Punting Avg.....	45.2	Jatzlau, Travis at Texas Southern Tiger (Aug 31, 2013)
Long Punt.....	58	Jatzlau, Travis at Southern U. (Sep 14, 2013)
Long Punt Return....	34	Dunlap, Gabe at Texas Southern Tiger (Aug 31, 2013)
		Wiltz, Anthony vs Mississippi Valley (Oct 19, 2013)
Long Kickoff Return.	63	Hebert, Johnta' at Stephen F. Austin (Sep 28, 2013)
Tackles.....	17	Raheem Cardwell at Southern U. (Sep 14, 2013)
Sacks.....	1.5	Howard, Jerome at Texas State (Sep 07, 2013)
Tackles For Loss....	3.0	Howard, Jerome at Stephen F. Austin (Sep 28, 2013)
		Howard, Jerome vs Mississippi Valley (Oct 19, 2013)
Interceptions.....	1	Metcalf, David at Texas Southern Tiger (Aug 31, 2013)
		Grant, Adrien at Texas Southern Tiger (Aug 31, 2013)
		Metcalf, David vs Alabama A&M (Sep 21, 2013)
		Gardiner, Desmond vs Alabama A&M (Sep 21, 2013)
		Raheem Cardwell at Stephen F. Austin (Sep 28, 2013)
		Brown II, Foster vs Grambling State (Oct 05, 2013)
		Jackson, Robert vs Grambling State (Oct 05, 2013)
		Obi, Chuck at Alabama State (Oct 12, 2013)
		Howard, Jerome vs Mississippi Valley (Oct 19, 2013)

Prairie View A&M Panther Football
 Prairie View A&M Game Superlatives (as of Oct 23, 2013)
 All games

TEAM GAME HIGHS

Rushes.....	63	at Southern U. (Sep 14, 2013)
Yards Rushing.....	419	at Southern U. (Sep 14, 2013)
Yards Per Rush.....	6.7	at Southern U. (Sep 14, 2013)
TD Rushes.....	7	at Southern U. (Sep 14, 2013)
Pass attempts.....	62	at Alabama State (Oct 12, 2013)
Pass completions....	42	at Alabama State (Oct 12, 2013)
Yards Passing.....	533	at Alabama State (Oct 12, 2013)
Yards Per Pass.....	8.6	at Alabama State (Oct 12, 2013)
TD Passes.....	4	at Stephen F. Austin (Sep 28, 2013)
		at Alabama State (Oct 12, 2013)
		vs Mississippi Valley (Oct 19, 2013)
Total Plays.....	109	at Alabama State (Oct 12, 2013)
Total Offense.....	772	at Southern U. (Sep 14, 2013)
Yards Per Play.....	7.3	at Southern U. (Sep 14, 2013)
Points.....	59	at Southern U. (Sep 14, 2013)
Sacks By.....	4	at Texas Southern Tiger (Aug 31, 2013)
		at Texas State (Sep 07, 2013)
		at Southern U. (Sep 14, 2013)
First Downs.....	35	at Southern U. (Sep 14, 2013)
Penalties.....	15	at Southern U. (Sep 14, 2013)
Penalty Yards.....	133	at Southern U. (Sep 14, 2013)
Turnovers.....	3	vs Mississippi Valley (Oct 19, 2013)
Interceptions By....	2	at Texas Southern Tiger (Aug 31, 2013)
		vs Alabama A&M (Sep 21, 2013)
		vs Grambling State (Oct 05, 2013)

Prairie View A&M Panther Football
 Prairie View A&M Game Superlatives (as of Oct 23, 2013)
 All games

OPPONENT INDIVIDUAL GAME HIGHS

Rushes.....	24	Cyrus, Malcolm, at Alabama State (Oct 12, 2013)
Yards Rushing.....	241	Cyrus, Malcolm, at Alabama State (Oct 12, 2013)
TD Rushes.....	3	Tillery, L., at Southern U. (Sep 14, 2013)
Long Rush.....	80	Cyrus, Malcolm, at Alabama State (Oct 12, 2013)
Pass attempts.....	66	Attaway, Brady, at Stephen F. Austin (Sep 28, 2013)
Pass completions....	44	Attaway, Brady, at Stephen F. Austin (Sep 28, 2013)
Yards Passing.....	662	Attaway, Brady, at Stephen F. Austin (Sep 28, 2013)
TD Passes.....	6	Joseph, D., at Southern U. (Sep 14, 2013)
Long Pass.....	80	Attaway, Brady, at Stephen F. Austin (Sep 28, 2013)
Receptions.....	10	Boyd, Tyler, at Stephen F. Austin (Sep 28, 2013) Thomas, Aaron, at Stephen F. Austin (Sep 28, 2013) Rogers, C., vs Grambling State (Oct 05, 2013)
Yards Receiving.....	242	Thomas, Aaron, at Stephen F. Austin (Sep 28, 2013)
TD Receptions.....	3	Doss, L., at Southern U. (Sep 14, 2013)
Long Reception.....	80	Ward, DJ, at Stephen F. Austin (Sep 28, 2013)
Field Goals.....	2	Medina, Eric, at Texas Southern Tiger (Aug 31, 2013) Wiggs, Jordan, at Stephen F. Austin (Sep 28, 2013)
Long Field Goal.....	34	Medina, Eric, at Texas Southern Tiger (Aug 31, 2013)
Punts.....	10	Galon, C., vs Mississippi Valley (Oct 19, 2013)
Punting Avg.....	58.0	Johnson, Will, at Texas State (Sep 07, 2013)
Long Punt.....	66	Galon, C., vs Mississippi Valley (Oct 19, 2013)
Long Punt Return....	39	Brooks, Mike, at Stephen F. Austin (Sep 28, 2013)
Long Kickoff Return.	68	Quinn, W., at Southern U. (Sep 14, 2013)
Tackles.....	20	Burton, Jordan, at Stephen F. Austin (Sep 28, 2013)
Sacks.....	1.5	Orakpo, Michael, at Texas State (Sep 07, 2013) Baker, Leland, at Alabama State (Oct 12, 2013)
Tackles For Loss....	3.5	Baker, Leland, at Alabama State (Oct 12, 2013)
Interceptions.....	2	Barnett, Lawren, vs Alabama A&M (Sep 21, 2013)

Prairie View A&M Panther Football
Prairie View A&M Game Superlatives (as of Oct 23, 2013)
All games

OPPONENT TEAM GAME HIGHS

Rushes.....	45	at Alabama State (Oct 12, 2013)
Yards Rushing.....	346	at Alabama State (Oct 12, 2013)
Yards Per Rush.....	7.7	at Alabama State (Oct 12, 2013)
TD Rushes.....	4	at Texas State (Sep 07, 2013) at Alabama State (Oct 12, 2013)
Pass attempts.....	66	at Stephen F. Austin (Sep 28, 2013)
Pass completions....	44	at Stephen F. Austin (Sep 28, 2013)
Yards Passing.....	662	at Stephen F. Austin (Sep 28, 2013)
Yards Per Pass.....	10.0	at Stephen F. Austin (Sep 28, 2013)
TD Passes.....	6	at Southern U. (Sep 14, 2013)
Total Plays.....	91	at Stephen F. Austin (Sep 28, 2013)
Total Offense.....	827	at Stephen F. Austin (Sep 28, 2013)
Yards Per Play.....	9.1	at Stephen F. Austin (Sep 28, 2013)
Points.....	62	at Southern U. (Sep 14, 2013)
Sacks By.....	5	at Alabama State (Oct 12, 2013)
First Downs.....	34	at Alabama State (Oct 12, 2013)
Penalties.....	12	at Alabama State (Oct 12, 2013)
Penalty Yards.....	95	at Alabama State (Oct 12, 2013)
Turnovers.....	5	at Stephen F. Austin (Sep 28, 2013)
Interceptions By....	2	vs Alabama A&M (Sep 21, 2013) vs Mississippi Valley (Oct 19, 2013)

Prairie View A&M Panther Football
Prairie View A&M Red-Zone Results (as of Oct 23, 2013)
All games

Prairie View A&M Inside Opponent Red-Zone

Date	Opponent	Score	Times			Total Pts	Rush TDs	Pass TDs	FGs Made	---- Failed to score inside RZ ----					
			In RZ	Scored						FGA	Downs	Int	Fumb	Half	Game
*Aug 31	at Texas Southern Tiger	W 37-13	7	6	37	5	4	1	1	1	0	0	0	0	0
Sep 07	at Texas State.....	L 3-28	3	0	0	0	0	0	0	1	1	0	1	0	0
*Sep 14	at Southern U.....	L 59-62	7	6	42	6	5	1	0	1	0	0	0	0	0
*Sep 21	Alabama A&M.....	W 28-26	2	2	14	2	1	1	0	0	0	0	0	0	0
Sep 28	at Stephen F. Austin...	W 56-48	6	6	42	6	3	3	0	0	0	0	0	0	0
*Oct 05	vs Grambling State.....	W 31-3	5	4	24	3	1	2	1	0	1	0	0	0	0
*Oct 12	at Alabama State.....	L 42-48	6	4	28	4	1	3	0	2	0	0	0	0	0
*Oct 19	Mississippi Valley.....	W 51-14	6	5	35	5	2	3	0	0	0	0	1	0	0
Totals			42	33	222	31	17	14	2	5	2	0	2	0	0
33 of 42 (78.6%)															

Opponents Inside Prairie View A&M Red-Zone

Date	Opponent	Score	Times			Total Pts	Rush TDs	Pass TDs	FGs Made	---- Failed to score inside RZ ----					
			In RZ	Scored						FGA	Downs	Int	Fumb	Half	Game
*Aug 31	at Texas Southern Tiger	W 37-13	3	2	6	0	0	0	2	0	0	1	0	0	0
Sep 07	at Texas State.....	L 3-28	3	3	21	3	3	0	0	0	0	0	0	0	0
*Sep 14	at Southern U.....	L 59-62	6	6	42	6	2	4	0	0	0	0	0	0	0
*Sep 21	Alabama A&M.....	W 28-26	3	3	20	3	1	2	0	0	0	0	0	0	0
Sep 28	at Stephen F. Austin...	W 56-48	8	5	27	3	2	1	2	0	2	0	1	0	0
*Oct 05	vs Grambling State.....	W 31-3	2	1	3	0	0	0	1	1	0	0	0	0	0
*Oct 12	at Alabama State.....	L 42-48	4	3	20	3	2	1	0	0	0	0	1	0	0
*Oct 19	Mississippi Valley.....	W 51-14	2	2	14	2	2	0	0	0	0	0	0	0	0
Totals			31	25	153	20	12	8	5	1	2	1	2	0	0
25 of 31 (80.6%)															